

# The FEIN Catalogue.

## ■ Welcome to FEIN!

Our current main catalogue for electrical power tools provides you with all the latest information in the field of power tool technology for commercial applications. The following pages contain a diverse range of tailor-made tools and specially designed accessories for the widest possible variety of applications in trade and industry - including many fascinating innovations designed to make your work easier. Clearly structured program sections and easy-to-read tables enable you to quickly find what you are looking for. We provide all the facts and data you need for each individual FEIN power tool. And just to make sure no question remains unanswered, a glossary of specialist terminology is also included, as well as background information about who we are, what we do and how we do it. Use the index on page 3 to find the individual items you need.

1 88 10 020 01 5 Y 06.03

Other voltages and frequencies available on request. Subject to alteration. Illustrations not binding.

## ■ The FEIN Programs.

### FEIN Power Tools

FEIN precision and quality for intensive daily use in industry. All FEIN high performance power tools are listed in this catalogue (see "Contents" page 3).

### FEIN High Frequency Power Tools

For applications, which require higher output than that offered by even the most powerful of standard frequency tools.



### Special Machines and Systems

Pipe milling machines and pipe saws  
Build-on motors.

See "Contents" on page 3.

## ■ The FEIN Symbols.

Many conventional symbols are used in this catalogue, for simpler technical descriptions and clearer tables. Here are the most important:

- F** Weight in kg
- I** Power rating in Watts/Amps
- K** Rpm or strokes per min
- L** Drill-Ø, screw-Ø, wheel-Ø in mm
- D** Material thickness in mm
-  Double insulated to Class II DIN VDE 0740
-  Grounding conductor
- C** DC power supply
- ~** AC power supply
- 3~** Three-phase power tools with virtually constant speed under load.

FEIN electrical power tools are built with series-wound commutator motors or three-phase current motors.

Use with DC power supply subject to prior clearance with FEIN

FEIN electrical power tools correspond to the safety requirements as per EN 50144, EN 61029, HD 400 and the requirements laid down in EN 55014, EN 61000-3-2/-3-3.

The product descriptions refer to the basic standard versions, unless references to other models are provided. They are valid for 230 V ~ or 110 V ~ respectively at a frequency of 50 Hz.



**Easy Way to Drive Screws.**

Driving screws quickly with high-power and no errors has always been a matter of course for FEIN professional screw guns. A feature has been added to the new screw gun family: the outstanding ergonomics. The screw gun belongs to the lightest in its class and eliminates fatigue during non-stop operation. Test its handiness – and the choice of your favourite will be light and easy. **Detailed information can be found on pages 90 - 93.**

**Powered by innovation**



# Contents.

## In Alphabetical Order.

	Page
ACCUTEK-Screwdrivers	60-71
Addresses	262
Advice and Consultation	258
Angle Drills	36-37
Angle Grinders	122-142
Angle Grinders with Brake System	136-142
Angle Polishers	146-147
Balancers	235-236
Battery Chargers	58/73/185
Build-on motors	244
Carrying Cases	241
Chucks	39
Construction cutter	144
Combi Drills	17
Cordless Combi Drills	56
Cordless Drill/Driver	53-56
Cordless MULTIMASTER	182
Cordless Torque Wrench	71
Core drill units metal	41-43
Die/Straight Grinders	157-164
Dry Wall Construction Screwdrivers	90-93
Dust Extractors	238
Dustex II	238
Eccentric Grinder	169-170
Facts worth knowing	246-251
FEIN since 1867	246-247
FEIN HANDYMASTER	53-56
FEIN equipment for production lines	60-71
FEIN Glossary of terms	252-257
FEIN MAMMUT	84
FEIN MULTIMASTER	178-182
FEIN SUPERCUT Profi-Sets	188
FEIN Service	258
FEIN SUPERCUT	186-188
FEIN-POWERED BY INNOVATION.	250
Glossary	252-257
Hand Drills	8-28
Impact Wrenches	102-110

	Page
Jigsaws	224-231
Magnetic drill stands	31-33
MULTIMASTER	178-182
Nibblers	213-219
Offset Screwdriver	71
Orbital Sanders	167
Part Numbers of Machines	260-261
Pipe Milling Machines	245
Pipe Sander	151
Plugs	242
Pneumatic Eccentric Grinder	170
Pneumatic FEIN SUPERCUT	187
Pneumatic Hacksaw for pipes	231
Profi-Sets Stainless Steel	147
Profi-Sets Pipe Sander	151
Recycling	259
Rotary Sanders	173
Sabre Saws	228
Sanders with Dust Extraction	167-173
Satin-finishing Tool	147
Sawing	224-231
Screwdrivers	55-60
Screwdrivers	75-96
Screwdrivers, Magazine Compatible	90-93
Screwdrivers for Dry Wall Construction	90-93
Screwdrivers for metric screw connections	96
Screwdriver for Self-drilling Operations	86-87
Self-drilling Screwdrivers	86-87
Sheet Metal Sheers	206-211
Sheet Metal Working	202-220
Small contact belt grinder	165
SUPERCUT	186-188
Tappers	114-116
Transformators	243
Universal Screwdrivers	76-81

## According to Product Group.

	Page
<b>Drilling</b>	<b>4-47</b>
Hand Drills	8-29
Magnetic Drill Stands	30-34
Angle Drills	35-38
Core Drill Unit Metal	40-47
<b>Fastening</b>	<b>48-117</b>
Cordless Units	52-73
Electric Screwdrivers	74-98
Impact Wrenches	99-111
Tappers	113-117
<b>Sanding/Polishing</b>	<b>118-175</b>
Angle Grinders and Polishers	122-153
Die / Straight Grinders	154-165
Sanders with Dust Extraction	166-175
<b>MULTIMASTER/SUPERCUT</b>	<b>176-201</b>
MULTIMASTER	178-185
FEIN SUPERCUT	186-201
<b>Cutting</b>	<b>202-221</b>
Sheet Metal Shears	206-212
Nibblers	213-220
<b>Sawing</b>	<b>222-233</b>
Jigsaws/Hacksaws	224-233
<b>Special Tools/Accessories</b>	<b>234-245</b>
Balancers	234-237
Dust Extractors	238-240
Carrying Cases	241
Plugs	242
Transformators	243
Build-on Motors	244
Pipe Milling Machines	245
<b>Facts Worth Knowing</b>	<b>246-262</b>
History of the Power Tool	246-247
Innovation and Quality	248-249
Powered by Innovation	250-251
Glossary	252-257
Advice and Consultation	258
Guaranty, Recycling	259
Overview of Part Numbers	260-261
Addresses	262





# Drilling Perfection.

The perfect solution is never achieved by compromising. This is why the FEIN principle for drilling is not “one for all”, but instead a wide range of high performance power tools, each ideally geared to very specific applications, jobs and work conditions. For this reason there are a large number of different FEIN hand drills: from lightweight single- and two-speed hand drills with kinetic handles, pistol handles or spadehandles, to robust two-speed and four-speed drills with two side-handles, as well as the particularly cost-effective core-boring units for larger bore diameters.

The tables on pages 6 and 7 show which models are best suited for various diameters and materials.

The complete FEIN program for drilling:

■ Hand drills	p. 8
■ Magnetic drill stands	p. 31
■ Angle drills	p. 36
■ Core drills for metal	p. 41
■ Cordless screwdrivers/drills	p. 53



FEIN magnetic drill stands for universal application in horizontal, vertical and overhead configuration.



Precision drilling in metals from Ø 12 to 65 mm with FEIN core-drilling units.









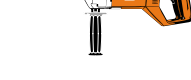

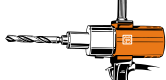
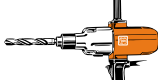
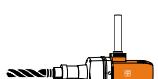






FEIN Impact Drills – fast and reliable in concrete and masonry.

FEIN hand drills are used whenever quality and precision are required.

# FEIN Drilling Machines.

## The Right Choice – Made Easy.

Drills		Type	Page	Drilling up to Ø mm in steel	Drilling up to Ø mm in light metal	Drilling up to Ø mm in wood	Drilling up to Ø mm in masonry
		ASy 630	8	4	6	8	–
		ASy 636	9	6	8	12	–
		ASkeu 636	10	8	12	20	–
		ASke 636	11	10	15	20	–
		DSke 636	12	10	15	25	–
		DSkeu 636	13	10	15	25	–
		DSeu 638	15	13	20	32	–
		DSceu 638	17	13	–	30	16
		ASz 648 a	19	13	20	30	–
		ASze 648 a	19	16	20	38	–
		DS 648	20	16	20	40	–
		DSe 648	20	16	20	40	–
		DSk 658-1	22	23	28	45	–
		DSke 658-1	22	23	28	45	–
		DSke 672	24	26	32	50	–
		DDSk 672	26	32	40	60	–
		DDSk 672-1	26	32	40	60	–
		ASq 672-1	28	38	Reaming: 40	tube expanding: 65	–
		ASzxeu 636-1	36	8	12	20	–
		ASz 648	37	15	19	–	–
<b>Battery-powered Tools</b>							
		ABS 9	53	10	–	20	–
		ABS 12	54	13	–	30	–
		ABS 14	55	13	–	32	–
		ASB 14	56	13	–	32	13

1) with battery



Reduction gear	electronic	reversible	Speed, full load R.P.M.	Speed, no load R.P.M	Input Watt	Output Watt	Net weight kg	Chuck arbor	Neck Ø mm	Corner clearance mm
1			2400	5000	200	90	0,9	B 12	33	21
1	●		0-2150	0-4080	320	180	1,2	B 12	33	23
1	●	●	0-780	0-1410	300	145	1,2	B 12	33	23
1	●		0-830	0-1570	320	180	1,25	B 12	33	23
2	●		0-460/0-1100	0-870/0-2100	320	180	1,5	B 12	33	23
2	●	●	0-430/0-1050	0-770/0-1900	300	145	1,5	B 12	33	23
2	●	●	0-470/0-1400	0-840/0-2250	450	230	1,6	B 16	43	26,3
2	●	●	0-700/0-1800	0-1100/0-2800	450	230	2,0	1/2"-20 UNF	43	26,3
1			420	700	740	460	2,9	B 16	43	27
1	●		0-420	330-700	740	460	3,0	B 16	43	27
2			360/860	600/1400	740	460	3,3	B 16	43	27
2	●		0-360/0-860	260-600/640-1400	740	460	3,4	B 16	43	27
2			200/420	360/770	720	480	6,1	MK 2	53	37
2	●		100-200/240-420	150-360/330-770	720	480	6,4	MK 2	53	27
2	●		110-185/220-370	120-270/240-540	1050	650	9,5	MK 3	63	38
4			120/190/330/520	175/280/480/760	1050	650	10,0	MK 3	63	38
4		●	100/150/260/420	170/250/450/700	900	500	10,3	MK 3	63	38
1			60	100	900	500	10,6	MK 4	50	47
1	●	●	0-880	0-1590	300	145	1,45	B 10	-	17
1			360	600	740	460	3,6	MK 1	-	24
1	●	●	-	0-600	-	-	1,4 <sup>1)</sup>	-	-	29
2	●	●	-	0-400/0-1400	-	-	2,0 <sup>1)</sup>	-	-	34
2	●	●	-	0-400/0-1400	-	-	2,1 <sup>1)</sup>	-	-	34
2	●	●	-	0-400/0-1400	-	-	2,15 <sup>1)</sup>	-	-	34

Magnetic Drill Stands p. 31-33

Core Drills for metal p. 41-43



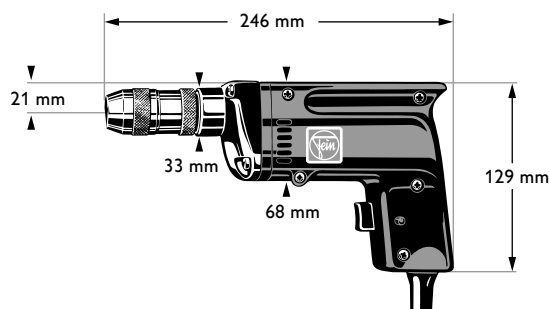
## Hand Drill up to 4 mm





ASy 630

<b>Order Reference</b>		<b>7 201 39</b>
<b>Type</b>		<b>ASy 630</b>
Input	W	200
Output	W	90
Speed, full load	R.P.M.	2400
Speed, no load	R.P.M.	5000
Cable with plug	m	2,5
Net weight	kg	0,9
Capacity in steel Ø	mm	4
Capacity in alu Ø	mm	6
Capacity in wood Ø	mm	8
Cone at drill shaft	B	12

**Price includes:**

1 quick-action chuck up to Ø 6 mm



 4 mm	 5000
 200 W	 0,9 kg

### AT A GLANCE

Small lightweight hand-held drill with ideal power- weight ratio.

- Optimum speed for small drilling applications.
- Corner width only 21 mm for working at difficult-to-reach areas.
- Tapered drill shaft for precise rotation.





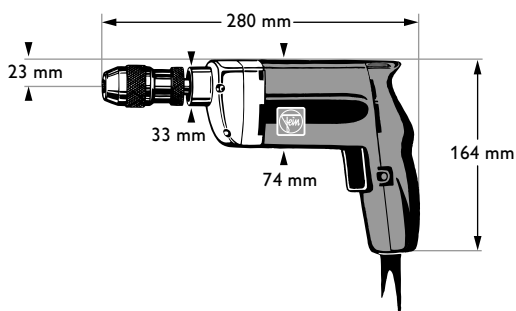
## Hand Drill up to 6 mm

**ASye 636 Kinetik**  
**FEIN electronic**

<b>Order Reference</b>		<b>7 201 63</b>
<b>Type</b>		<b>ASye 636</b>
Input	W	320
Output	W	180
Speed, full load	R.P.M.	0-2150
Speed, no load	R.P.M.	0-4080
Cable with plug	m	2,5
Net weight	kg	1,2
Capacity in steel Ø	mm	6
Capacity in alu Ø	mm	8
Capacity in wood Ø	mm	12
Cone at drill shaft	B	12

### Price includes:

1 quick-action chuck up to Ø 8 mm



6 mm	0-4080
320 W	1,2 kg

## AT A GLANCE

Compact hand-held drill with high speed motor.

- High motor power for steady drilling process.
- Variable electronic speed control for sensitive initial drilling.
- FEIN kinetic handle for fatigue-free and safe working.
- Integral switch for ease of operation.
- Tapered drill shaft for precise rotation.



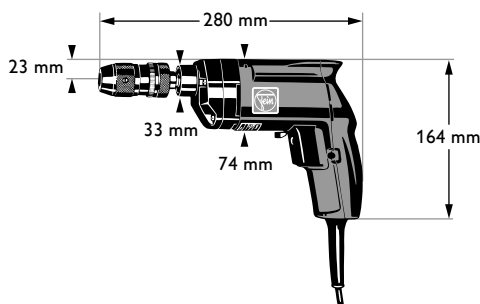
## ■ Universal Hand Drill up to 8 mm





**ASkeu 636 Kinetik**  
**FEIN electronic (variable speed), reversible**

<b>Order Reference</b>	<b>7 205 35</b>	
<b>Type</b>	<b>ASkeu 636</b>	
Input	W	300
Output	W	145
Speed, full load	R.P.M.	0-780
Speed, no load	R.P.M.	0-1410
Cable with plug	m	5
Net weight	kg	1,2
Capacity in steel Ø	mm	8
Capacity in alu Ø	mm	12
Capacity in wood Ø	mm	20
Screw Ø	mm	5
Tapping	M	5
Cone at drill shaft	B	12

**Price includes:**

1 quick-action chuck with chucking power safety device up to Ø 10 mm



 8 mm	 0-1410
 300 W	 1,2 kg

### AT A GLANCE

Versatile hand-held drill for drilling, screwdriving, countersinking and tapping.

- High motor power for reliable operation.
- FEIN kinetic handle for fatigue-free and safe working.
- Variable electronic speed control for sensitive initial drilling and screwdriving.
- Integral forward/reverse switch for ease of operation.
- Tapered drill shaft for precise rotation.



## Hand Drill up to 10 mm

**ASke 636 Kinetik**  
**FEIN electronic**

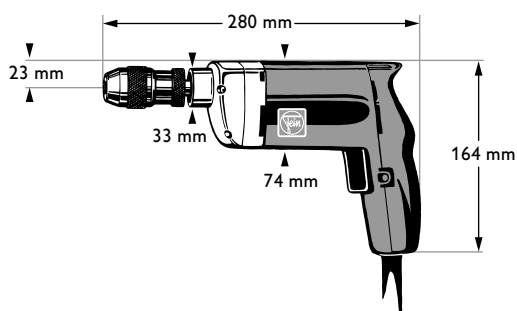
**Order Reference** 7 201 62  
**Type** ASke 636

Input	W	320
Output	W	180
Speed, full load	R.P.M.	0-830
Speed, no load	R.P.M.	0-1570
Cable with plug	m	2,5
Net weight	kg	1,25

Capacity in steel Ø	mm	10
Capacity in alu Ø	mm	15
Capacity in wood Ø	mm	20
Cone at drill shaft	B	12

**Price includes:**

1 quick-action chuck up to Ø 10 mm



10 mm	0-1570
320 W	1,25 kg

### AT A GLANCE

Compact hand-held drill.

- High motor power for steady drilling process.
- FEIN kinetic handle for fatigue-free and safe working.
- Variable electronic speed control for sensitive initial drilling and screwdriving.
- Integral switch for ease of operation.
- Tapered drill shaft for precise rotation.



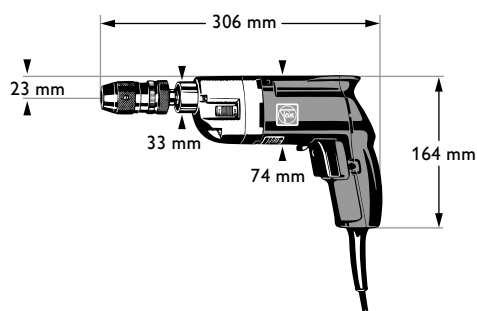
## Two-Speed Hand Drill up to 10 mm





**DSke 636 Kinetik**  
**FEIN electronic**

<b>Order Reference</b>		<b>7 202 45</b>
<b>Type</b>		<b>DSke 636</b>
Input	W	320
Output	W	180
Speed, full load	R.P.M.	0-460/0-1100
Speed, no load	R.P.M.	0-870/0-2100
Cable with plug	m	2,5
Net weight	kg	1,5
Capacity in steel Ø	mm	10/6
Capacity in alu Ø	mm	15/10
Capacity in wood Ø	mm	25/16
Cone at drill shaft	B	12

**Price includes:**

1 quick-action chuck up to Ø 10 mm



 10 mm	 0-2100
 320 W	 1,5 kg

### AT A GLANCE

Compact two-speed hand-held drill.

- High motor power for steady drilling process.
- Variable electronic speed control for sensitive initial drilling.
- Mechanical gearbox for optimum adjustment for the task at hand.
- FEIN kinetic handle for fatigue-free and safe working.
- Integral switch for ease of operation.
- Tapered drill shaft for precise rotation.



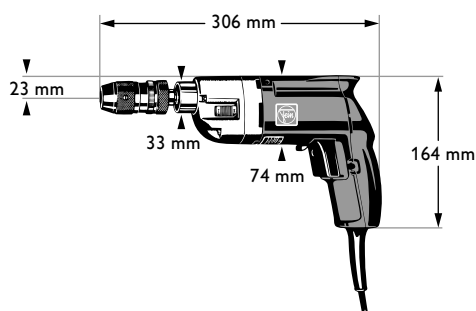
## Two-Speed Hand Drill up to 10 mm

**DSkeu 636 Kinetik**  
**FEIN electronic (variable speed), reversible**

<b>Order Reference</b>		<b>7 205 37</b>
<b>Type</b>		<b>DSkeu 636</b>
Input	W	300
Output	W	145
Speed, full load	R.P.M.	0-430/0-1050
Speed, no load	R.P.M.	0-770/0-1900
Cable with plug	m	5
Net weight	kg	1,5
Capacity in steel Ø	mm	10/6
Capacity in alu Ø	mm	15/10
Capacity in wood Ø	mm	25/16
Screw Ø	mm	7
Tapping	M	6
Cone at drill shaft	B	12

### Price includes:

1 quick-action chuck with chucking power safety device up to Ø 10 mm



	10 mm		0-1900
	300 W		1,5 kg

## AT A GLANCE

Compact two-speed hand-held drill for drilling, countersinking, tapping and screwdriving.

- High motor power for reliable operation.
- Variable electronic speed control for sensitive initial drilling and screwdriving.
- Mechanical gearbox for optimum adjustment for the task at hand.
- FEIN kinetic handle for fatigue-free and safe working.
- Integral forward/reverse switch for ease of operation.
- Tapered drill shaft for precise rotation.

Accessories on pages 14/39.

### Carrying case

plastic  
305 x 265 x 90 mm



**Order Reference** 3 39 01 065 00 7

metal  
390 x 240 x 110 mm



**Order Reference** 3 39 01 067 01 3

### Balancer

Detailed information on the FEIN Balancers can be found in the chapter Accessories / Balancer.



### Suspension Device

horizontal and vertical

**Order Reference** 3 21 25 050 00 7



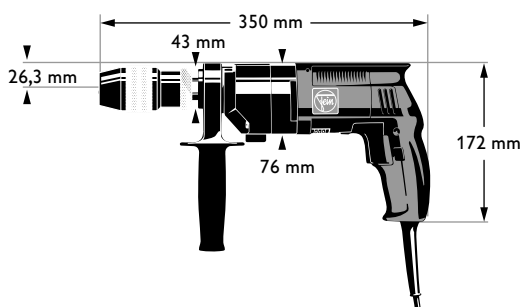
## Two-Speed Hand Drill up to 13 mm

**DSeu 638 Kinetik**  
FEIN electronic (variable speed), reversible

<b>Order Reference</b>		<b>7 205 40</b>
<b>Type</b>		<b>DSeu 638</b>
Input	W	450
Output	W	230
Speed, full load	R.P.M.	0-470/0-1400
Speed, no load	R.P.M.	0-840/0-2250
Cable with plug	m	5
Net weight	kg	1,85
Capacity in steel Ø	mm	13/8
Capacity in alu Ø	mm	20/13
Capacity in wood Ø	mm	32/20
Screw Ø	mm	10
Tapping	M	10
Cone at drill shaft	B	16

### Price includes:

1 quick-action chuck with chucking power safety device up to Ø 13 mm,  
1 additional handle



	13 mm		0-2250
	450 W		1,85 kg

## AT A GLANCE

Universal assembly machine for drilling, countersinking, screwdriving and tapping.

- High motor power for reliable operation.
- Mechanical gearbox for optimum adjustment for the task at hand.
- FEIN kinetic handle for fatigue-free and safe working.
- Variable electronic speed control for sensitive initial drilling and screwdriving.
- Integral forward/reverse switch for ease of operation.
- Tapered drill shaft for precise rotation.

Accessories on pages 16/39.

Further accessories for screwdriving on pages 57/58.

**Carrying case**

metal  
390 x 240 x 110 mm



**Order Reference** 3 39 01 067 01 3

**Paddle**

Length  
600 mm, Ø 110 mm



**Order Reference** 6 39 02 002 01 3

**Depth stop**

**Order Reference** 3 21 27 059 00 0

**Balancer**

Detailed information on the FEIN Balancers can be found in the chapter Accessories / Balancer.

**Suspension Device**

horizontal and vertical

**Order Reference** 3 21 25 054 00 1

horizontal

**Order Reference** 3 21 25 046 00 9

**Magnetic drill jigs**

Detailed information on the FEIN Magnetic drill jigs for universal use, horizontally, vertically and over-head can be found in the chapter Drilling / Magnetic drill jig.





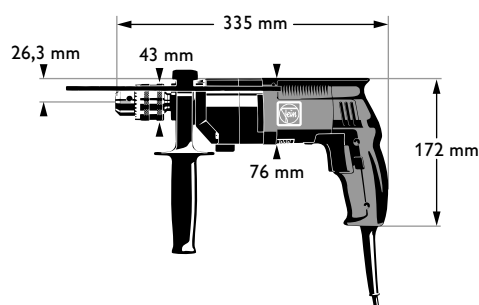
## Two-speed Impact Drill up to 16 mm in stone

**DSceu 638 Kinetik**  
**FEIN electronic (variable speed), reversible**

<b>Order Reference</b>		<b>7 204 30</b>
<b>Type</b>		<b>DSceu 638</b>
Input	W	450
Output	W	230
Speed, full load	R.P.M.	0-700/0-1800
Speed, no load	R.P.M.	0-1100/0-2800
Blows per minute, under load	R.P.M.	0-14000/0-36000
Cable with plug	m	5
Net weight	kg	2
Capacity in stone Ø	mm	16
Capacity in steel Ø	mm	13/8
Capacity in wood Ø	mm	30/20
Screw Ø	mm	10
Tapping	M	10
Thread of spindle	UNF	1/2"-20

### Price includes:

1 3-jaw chuck up to Ø 13 mm, 1 additional handle, 1 depth stop



	16 mm		0-2800
	450 W		2 kg

## AT A GLANCE

Universal impact drill with forward/reverse movement.

- High motor power for reliable operation.
- Mechanical gearbox for optimum adjustment for the task at hand.
- Variable electronic speed control for sensitive initial drilling and screwdriving.
- FEIN kinetic handle for fatigue-free and safe working.
- Integral forward/reverse switch for ease of operation.
- Impact deactivation for drilling, screwdriving, tapping and counter-sinking applications.

Accessories on page 18.

Further accessories for screwdriving on pages 82/83.

**Masonry bit set**

1 sintered carbide drill each of Ø 5,6,8,10 mm in a plastic case



**Order Reference** 6 31 12 007 01 3

**Carrying case**

metal 390 x 240 x 110 mm



**Order Reference** 3 39 01 067 01 3



## Hand Drills up to 16 mm

**ASz 648 a**

**ASze 648 a**  
**FEIN electronic**

13/16 mm    
 0-700  
 740 W    
 2,9/3 kg

Order Reference		7 201 06	7 201 14
Type		ASz 648 a	ASze 648 a
Input	W	740	740
Output	W	460	460
Speed, full load	R.P.M.	420	0-420
Speed, no load	R.P.M.	700	330-700
Cable with plug	m	2,5	2,5
Net weight	kg	2,9	3
Capacity in steel Ø	mm	13	16
Capacity in alu Ø	mm	20	20
Capacity in wood Ø	mm	30	38
Cone at drill shaft	B	16	16

**Price includes:**

1 quick-action chuck Ø 3-16 mm, 1 additional handle

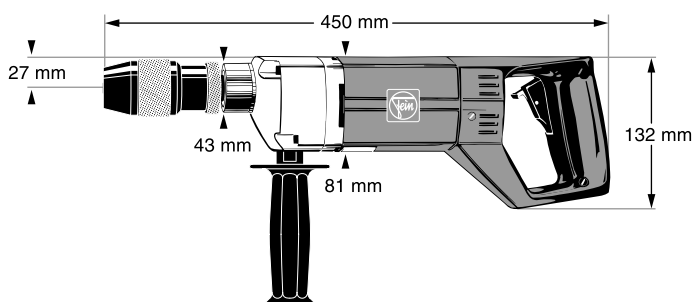
### AT A GLANCE

High-performance hand-held drill with spade handle.

- High motor power for steady drilling process.
- Spade handle and additional handle for optimum handling.
- Tapered drill shaft for precise rotation.

for ASze 648 a :

- Electronic speed settings for optimum drilling speed.
- Power reserves for hard use, e.g. with stirrer.



Accessories on pages 21/39.



## Two-Speed Hand Drills up to 16 mm

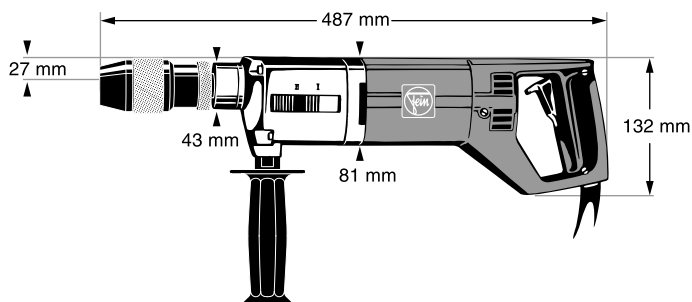
**DS 648**





**DSe 648**  
**FEIN electronic**

Order Reference		7 202 03	7 202 10
Type		DS 648	DSe 648
Input	W	740	740
Output	W	460	460
Speed, full load	R.P.M.	360/860	0-360/0-860
Speed, no load	R.P.M.	600/1400	260-600/640-1400
Cable with plug	m	2,5	2,5
Net weight	kg	3,3	3,4
Capacity in steel Ø	mm	16/10	16/10
Capacity in alu Ø	mm	20/15	20/15
Capacity in wood Ø	mm	40/25	40/25
Cone at drill shaft	B	16	16

**Price includes:**

1 quick-action chuck Ø 3-16 mm, 1 additional handle



 16 mm	 0-1400
 740 Watt	 3,4 kg

### AT A GLANCE

High-performance two-speed hand-held drill with spade handle.

- High motor power for reliable operation.
- Mechanical gearbox for optimum adjustment for the task at hand.
- Spade handle and additional handle for optimum handling.
- Tapered drill shaft for precise rotation.

for DSe 648:

- Electronic speed settings for optimum drilling speed.

**Paddle**

Length 600 mm, Ø 110 mm



**Order Reference 6 39 02 002 01 3**


**Carrying case**

metal  
700 x 180 x 100 mm



**Order Reference 3 39 01 021 01 1**

**Magnetic drill jigs**



Detailed information on the FEIN  
Magnetic drill jigs for universal use, hori-  
zontally, vertically and over-head can be  
found in the chapter Drilling / Magnetic  
drill jig.





## Two-speed Hand Drill up to 23 mm

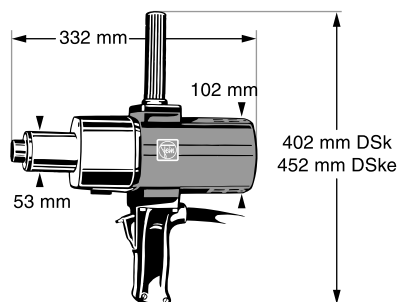
**DSk 658-1**

**DSke 658-1**  
**FEIN electronic**

Order Reference		7 202 26	7 202 27
Type		DSk 658-1	DSke 658-1
Input	W	720	720
Output	W	480	480
Speed, full load	R.P.M.	200/420	100-200/240-420
Speed, no load	R.P.M.	360/770	150-360/330-770
Cable with plug	m	2,5	2,5
Net weight	kg	6,1	6,4
Capacity in steel Ø	mm	23/13	23/13
Capacity in alu Ø	mm	28/20	28/20
Capacity in wood Ø	mm	45/30	45/30
Cone at drill shaft	M.T.	2	2

**Price includes:**

1 additional handle, 1 expulsion block



23 mm	100-770
720 W	6,1/6,4 kg

### AT A GLANCE

Robust two-speed drill.

- Mechanical gearbox for optimum adjustment for the task at hand.
- Morse taper with precise rotation as universal drill holder.
- For optimum use on FEIN Magnet drill jigs.
- Power reserves for hard use, e.g. with stirrer.

for DSke 658-1:

- Electronic speed control for steady drilling speed.

**Morse taper arbor**

for drilling machines with morse taper arbor



Mount	weight kg	Order Reference
MK 2/B 16	0,13	<b>6 33 01 008 00 7</b>

**Quick-action chuck**

pointed (R) with cone B 16



Chuck op. mm	weight kg	Order Reference
3-16	1,14	<b>6 32 04 025 00 3</b>

**3-jaw geared chuck**

with cone B 16



Chuck op. mm	weight kg	Order Reference
16	0,64	<b>6 32 02 037 01 0</b>

**Carrying case**

metal  
400 x 400 x 130 mm



**Order Reference 3 39 01 032 01 3**

**Reducing sleeve**

for M.T. sockets



Mount	weight kg	Order Reference
MK 2/MK 1	0,10	<b>6 33 02 002 00 0</b>

**Enlargement taper**

for M.T. sockets



Mount	weight kg	Order Reference
MK 2/MK 3	0,55	<b>6 33 04 003 00 2</b>

**Drift**

for M.T. 1 and M.T. 2



Length mm	weight kg	Order Reference
140	0,07	<b>6 33 05 003 00 3</b>

for M.T. 3 and M.T. 4



Length mm	weight kg	Order Reference
190	0,165	<b>6 33 05 004 00 1</b>

**Paddle**

Length 760 mm, Ø 150 mm , M.T. 2



**Order Reference 6 39 02 001 01 0**

**Extension for tube handle**



Length mm	Order Reference
400	<b>3 21 20 025 00 6</b>

**Morse taper arbor**



Mount	Order Reference
MK 2/M 14	<b>6 33 01 021 00 1</b>

Required for stirrer with M 14 spindle thread

**Magnetic drill jigs**



Detailed information on the FEIN Magnetic drill jigs for universal use, horizontally, vertically and over-head can be found in the chapter Drilling / Magnetic drill jig.





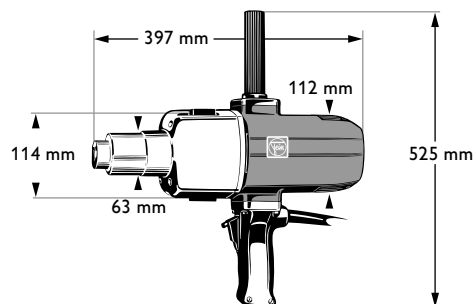
## Two-Speed Hand Drill up to 26 mm





**DSke 672**  
**FEIN electronic**

<b>Order Reference</b>		<b>7 202 09</b>
<b>Type</b>		<b>DSke 672</b>
Input	W	1050
Output	W	650
Speed, full load	R.P.M.	110-185/220-370
Speed, no load	R.P.M.	120-270/240-540
Cable with plug	m	2,5
Net weight	kg	9,5
Capacity in steel Ø	mm	26/19
Capacity in alu Ø	mm	32/23
Capacity in wood Ø	mm	50/35
Cone at drill shaft	M.T.	3

**Price includes:**

1 additional handle, 1 expulsion block



 26 mm	 110-540
 1050 W	 9,5 kg

### AT A GLANCE

Large two-speed drill with high torque.

- Mechanical gearbox for optimum adjustment for the task at hand.
- Electronic speed control for steady drilling speed.
- Extremely robust for heavy duty applications.
- Morse taper with precise rotation as universal drill holder.
- For optimum use on FEIN Magnet drill jigs.

Accessories on pages 25/39.





**Morse taper arbor**

for drilling machines with morse taper arbor



Mount	weight kg	Order Reference
MK 3/B 16	0,30	<b>6 33 01 012 00 5</b>

**Quick-action chuck**

pointed (R) with cone B 16



Chuck op. mm	weight kg	Order Reference
3-16	1,14	<b>6 32 04 025 00 3</b>

**3-jaw geared chuck**

with cone B 16



Chuck op. mm	weight kg	Order Reference
16	0,64	<b>6 32 02 037 01 0</b>

**Carrying case**

metal  
400 x 400 x 130 mm



**Order Reference 3 39 01 032 01 3**

**Reducing sleeve**

for M.T. sockets



Mount	weight kg	Order Reference
MK 3/MK 2	0,18	<b>6 33 02 003 00 4</b>

**Enlargement taper**

for M.T. sockets



Mount	weight kg	Order Reference
MK 3/MK 4	1,40	<b>6 33 04 004 00 0</b>

**Drift**

for M.T. 1 and M.T. 2



Length mm	weight kg	Order Reference
140	0,07	<b>6 33 05 003 00 3</b>

for M.T. 3 and M.T. 4



Length mm	weight kg	Order Reference
190	0,165	<b>6 33 05 004 00 1</b>

**Feed screw**

Height 174-246 mm




**Order Reference 3 21 33 016 02 3**

**Extension for tube handle**




Length mm	Order Reference
400	<b>3 21 20 025 00 6</b>

**Magnetic drill jigs**



Detailed information on the FEIN Magnetic drill jigs for universal use, horizontally, vertically and over-head can be found in the chapter Drilling / Magnetic drill jig.



## Four-Speed Hand Drills up to 32 mm

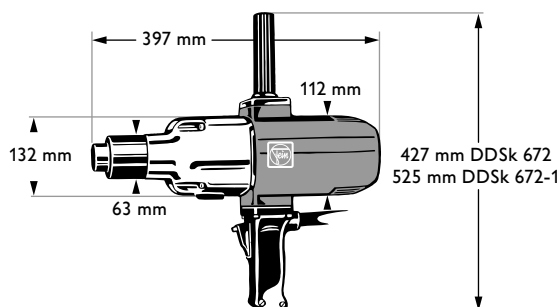
**DDSk 672**





**DDSk 672-1**  
reversible

Order Reference Type		7 202 06 DDSk 672	7 205 01 DDSk 672-1
Input	W	1050	900
Output	W	650	500
Speed, full load	R.P.M.	120/190/330/520	100/150/260/420
Speed, no load	R.P.M.	175/280/480/760	170/250/450/700
Cable with plug	m	2,5	2,5
Net weight	kg	10	10,3
Capacity in steel Ø	mm	32	32
Capacity in alu Ø	mm	40	40
Capacity in wood Ø	mm	60	60
Cone at drill shaft	M.T.	3	3

**Price includes:**

1 additional handle, 1 expulsion block



 32 mm
  100-760
  1050/900 W
  10/10,3 kg

### AT A GLANCE

Four-speed drill with optimum speed adjustment.

- Extremely robust for heavy duty applications.
- Mechanical gearbox for optimum adjustment for the task at hand.
- Morse taper with precise rotation as universal drill holder.
- For optimum use on FEIN Magnet drill jigs.

for DDSk 672-1:

- Also suitable for tapping under stationary conditions.

Accessories on pages 27/39.

**Morse taper arbor**

for drilling machines with morse taper arbor



Mount	weight kg	Order Reference
MK 3/B 16	0,30	<b>6 33 01 012 00 5</b>

**Quick-action chuck**

pointed (R) with cone B 16



Chuck op. mm	weight kg	Order Reference
3-16	1,14	<b>6 32 04 025 00 3</b>

**3-jaw geared chuck**

with cone B 16



Chuck op. mm	weight kg	Order Reference
16	0,64	<b>6 32 02 037 01 0</b>

**Carrying case**


metal  
400 x 400 x 130 mm



**Order Reference 3 39 01 032 01 3**

**Reducing sleeve**

for M.T. sockets



Mount	weight kg	Order Reference
MK 3/MK 2	0,18	<b>6 33 02 003 00 4</b>

**Enlargement taper**

for M.T. sockets



Mount	weight kg	Order Reference
MK 3/MK 4	1,40	<b>6 33 04 004 00 0</b>

**Drift**

for M.T. 1 and M.T. 2



Length mm	weight kg	Order Reference
140	0,07	<b>6 33 05 003 00 3</b>

for M.T. 3 and M.T. 4



Length mm	weight kg	Order Reference
190	0,165	<b>6 33 05 004 00 1</b>

**Feed screw**

Height 174-246 mm



**Order Reference 3 21 33 016 02 3**

**Extension for tube handle**



Length mm	Order Reference
400	<b>3 21 20 025 00 6</b>

**Magnetic drill jigs**



Detailed information on the FEIN Magnetic drill jigs for universal use, horizontally, vertically and over-head can be found in the chapter Drilling / Magnetic drill jig.





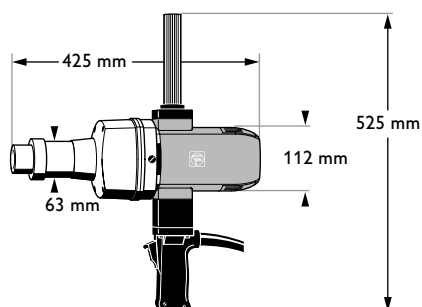
## Hand Drill 60/min

**ASq 672-1**  
slow-speed

<b>Order Reference</b>		<b>7 205 03</b>
<b>Type</b>		<b>ASq 672-1</b>
Input	W	900
Output	W	500
Speed, full load	R.P.M.	60
Speed, no load	R.P.M.	100
Cable with plug	m	2,5
Net weight	kg	10,6
Capacity in steel Ø	mm	38
Reaming	mm	40
Tube expanding Ø	mm	65
Tapping	M	30/R 1"
Cone at drill shaft	M.T.	4

**Price includes:**

1 additional handle, 1 expulsion block, 1 suspension eyelet



38 mm	100
900 W	10,6 kg

### AT A GLANCE

Slow-speed drill and drive unit with high torque.

- Extremely robust for heavy duty applications.
- Morse taper with precise rotation as universal drill holder.
- For optimum use on FEIN Magnet drill jigs.
- Extremely high torque for driving rollers, spindles, regulators etc.
- Forward/reverse switch.

**Morse taper arbor**



Mount	weight	Order Reference
	kg	
MK 4/B 22	0,50	<b>6 33 01 016 00 4</b>

**3-jaw geared chuck**

with cone B 22



Chuck opening weight	mm	kg	Order Reference
5-20	1,55		<b>6 32 02 022 01 8</b>

**Feed screw**

Height 174-246 mm



**Order Reference 3 21 33 016 02 3**

**Reducing sleeve**

for M.T. sockets



Mount	weight	Order Reference
	kg	
MK 4/MK 3	0,35	<b>6 33 02 004 00 2</b>

**Driver**

M.T. 4

**Order Reference 3 21 30 003 00 0**

**Feed cross**

for driver chuck

Opening	mm	Order Reference
18		<b>3 21 30 015 00 1</b>
20		<b>3 21 30 016 00 4</b>

**General accessory**

**Safety slipping clutch**

with M.T. 2-socket and output Ø 30 mm, adjusting range 15-40 Nm for speed range 0-500 R.P.M., weight 2,2 kg, incl. rubber ring, cylindrical pin, clamping sleeve and hook spanner.

**Order Reference 9 01 05 001 01 5**

with M.T. 3 -socket and output Ø 30 mm, adjusting range 15-80 Nm for speed range 0-500 R.P.M., weight 2,2 kg, incl. rubber ring, cylindrical pin, clamping sleeve and hook spanner

**Order Reference 9 01 05 002 01 8**

**Square socket tools**

Shank Ø 30 mm

SW	Order Reference
16	<b>6 19 20 001 00 8</b>
17	<b>6 19 20 002 00 1</b>
18	<b>6 19 20 003 00 5</b>
20	<b>6 19 20 004 00 3</b>

**Tools with square drive**

Shank Ø 30 mm for the use of hexagon socket tools with square drive 1/2" and 3/4" (square socket)

Outer square	Order Reference
1/2"	<b>6 19 15 001 00 7</b>
3/4"	<b>6 19 15 002 00 0</b>

**Mounting parts**

for fitting commercially available hexagonal wrench socket inserts with 1/2 " square socket fitting.


**Straight pin**

mm	Order Reference
3 x 20	<b>4 02 01 096 00 0</b>
3 x 24	<b>4 02 01 097 00 4</b>

**Rubber Ring**

Ø	mm	Order Reference
19 x 4		<b>4 06 12 153 00 7</b>
24 x 4		<b>4 06 12 154 00 5</b>

**Magnetic drill jigs**



Detailed information on the FEIN Magnetic drill jigs for universal use, horizontally, vertically and over-head can be found in the chapter Drilling / Magnetic drill jig.





## ■ Magnetic drill stands.

For stationary deployment the FEIN hand drills can be combined with electromagnetic drill stands. This results in ideal drilling units for drilling with spiral and core drills, for sinking, friction and tapping work – horizontally, vertically or overhead.

The high-performance magnet holds the drill stand and the clamped tool to the work-piece with total reliability. The hand drills are connected directly to the stands. A safety switch prevents the drill being turned on accidentally, for example following a power failure.

Original FEIN accessories ensure perfect functioning, even under difficult operation conditions, such as drilling into pipes, into anti-magnetic materials or on structured surfaces.


# Magnetic Drill Jigs

9 03 17

<b>Order Reference</b>		<b>9 03 17</b>
Input	W	60
Socket max.	A	16
Cable with plug	m	4
Net weight	kg	8
Capacity in steel max. Ø		
Twist drill (with drill chuck)	mm	16
Threaded drill	M	12
Magnetic holding power		
	N	9000
Height (drill jigs)	mm	325
Stroke	mm	135
Total stroke range	mm	260
Magnetic foot dimensions	mm	160 x 80
For collar Ø	mm	43

### Price includes:

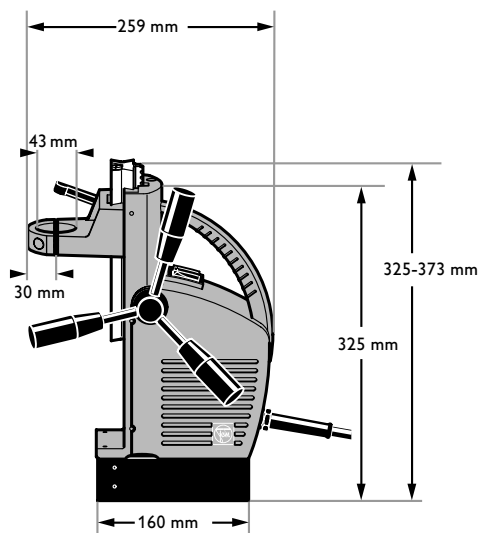
1 clamping strap, 2 reducing sleeves for 33 and 38 mm dias, 1 key



## AT A GLANCE

Magnetic drill jig for flexible use in drilling, thread cutting, and reaming.

- Universal use for drive machines with clamping collar.
- Very easy to handle due to its compact construction and light weight.
- Robust and accurate dual dove-tail guide
- Infinitely variable stroke range setting for fast and safe tool changes, without need to remove magnetic drill jigs from the tool.
- High magnetic holding power and safety circuit guarantee safe working in any position.



Accessories on page 34.

# Magnetic Drill Jigs

9 03 14

9 03 15




Fine adjustment

Order Reference		9 03 14	9 03 15
Input	W	60	60
Socket max.	A	16	16
Cable with plug	m	4	4
Net weight	kg	14,5	13,3
Capacity in steel max. Ø			
Tapered Spindle	mm	12-65	12-65
Twist drill (with drill chuck)	mm	13	13
Twist drill with MK 3	mm	23	23
Threaded drill	M	20	20
Reamer Ø	mm	23	23
Magnetic holding power	N	12 000	12 000
Drilling pressure max.	N	4600	4600
Height (drill jigs)	mm	438	406
Stroke	mm	178	178
Total stroke range	mm	408	408
Swivel zone		• 8°	-
Adjustment range	mm	• 6	-
Magnetic foot dimensions	mm	184 x 92	184 x 92
For collar Ø	mm	53	53

**Price includes:**

1 clamping strap, 2 keys



 65 mm
  60 W  
 14,5/13,3 kg

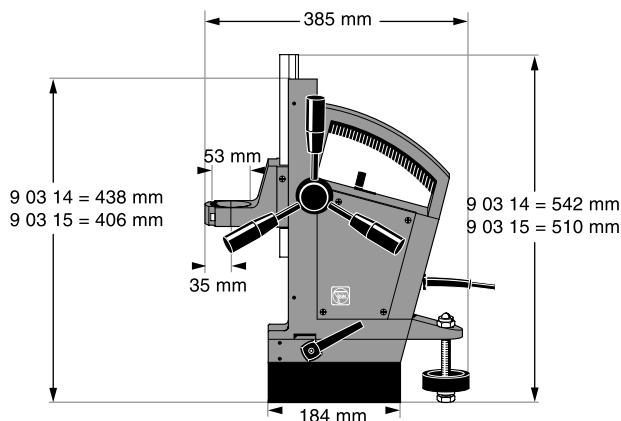
## AT A GLANCE

Magnetic drill jig for flexible use in drilling, thread cutting, and reaming.

- Universal use for drive machines with clamping collar.
- Very easy to handle due to its ergonomic design and light weight.
- Robust and accurate dual dove-tail guide with extra large stroke range.
- High magnetic holding power and safety circuit guarantee safe working in any position.

for 9 03 14:

- Fine adjustment for accurate alignment when magnetic foot is switched on.





## Magnetic Drill Jigs

**9 03 16**
**Fine adjustment**
**Order Reference**
**9 03 16**

Input	W	130
Socket max.	A	16
Cable with plug	m	4
Net weight	kg	21,5

**Capacity in steel max. Ø**

Tapered Spindle	mm	12-65
Twist drill (with drill chuck)	mm	16
Twist drill with MK 3	mm	32
Threaded drill	M	20
Reamer Ø	mm	40

Magnetic holding power	N	18 000
Drilling pressure max.	N	7000
Height (drill jigs)	mm	513
Stroke	mm	178
Total stroke range	mm	408
Swivel zone		350°
Adjustment range	mm	• 10
Magnetic foot dimensions	mm	220 x 100
For collar Ø	mm	63

**Price includes:**

1 clamping strap, 2 keys

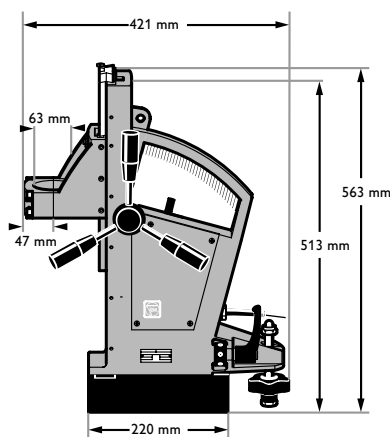


	65 mm		130 W
	21,5 kg		

### AT A GLANCE

Magnetic drill jig for flexible use in drilling, thread cutting, and reaming.

- Universal use for drive machines with clamping collar.
- Very easy to handle due to its ergonomic design and light weight.
- Robust and accurate dual dove-tail guide with extra large stroke range.
- High magnetic holding power and safety circuit guarantee safe working in any position.
- Fine adjustment for accurate alignment when magnetic foot is switched on.



Accessories on page 34.

**for 9 03 17****Reducing ring**

for attaching machines with collar-Ø 33 mm, e.g. ASye/ASke(u)/DSke(u)/ASge 636

Ø mm	Order Reference
43 → 33	<b>3 26 23 012 01 9</b>

for attaching machines with collar-Ø 38 mm, e.g. ASge 648

Ø mm	Order Reference
43 → 38	<b>3 26 23 013 00 4</b>

**for 9 03 14, 9 03 15****Reducing rings**

for attaching machines with collar-Ø 33 mm, e.g. ASye/ASke(u)/DSke(u)/ASge 636

Ø mm	Order Reference
53 → 33	<b>3 26 23 011 01 6</b>

for attaching machines with collar-Ø 38 mm, e.g. ASge 648

Ø mm	Order Reference
53 → 38	<b>3 26 23 010 00 8</b>

for attaching machines with collar-Ø 43 mm, e.g. DSeu 638, ASz(e)/DSe 648

Ø mm	Order Reference
53 → 43	<b>3 26 23 009 00 6</b>

**General accessory****Suction plate**


for anti-magnetic materials,  
250 x 330 x 110 mm



**Order Reference 9 26 02 054 01 6**

**Vacuum plate**


for anti-magnetic materials and structured bases (corrugated sheet, stud plate etc.)  
396 x 200 x 77 mm



**Order Reference 9 26 02 057 01 7**

**Pipe drilling device**


including strap for making holes in pipes,  
pipe Ø 60-300 mm, 220 x 130 mm.



**Order Reference 9 26 02 055 01 0**

**Vacuum pump**

Suction rate 0,015 m<sup>3</sup>/min, -0,8 bar,  
92 W, weight 2,5 kg including suction  
hose



**Order Reference 9 26 01 022 01 3**



## ■ Angle Drilling.

The FEIN angle drill with kinetic handle and the rod-shaped angle drill are ideal for tight working conditions. Their low drive heads and reduced





dimensions make it possible to reach positions that other angle drills are unable to reach.

The electronic two-speed FEIN angle drills are also suitable for screwdriving tasks involving soft materials.



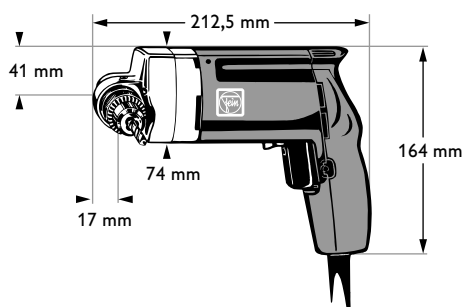
## Angle Drill up to 8 mm

**ASzxeu 636-1 Kinetik**  
**FEIN electronic (variable speed), reversible**

 8 mm	 0-1590
 300 W	 1,45 kg

<b>Order Reference</b>	<b>7 205 34</b>	
<b>Type</b>	<b>ASzxeu 636-1</b>	
Input	W	300
Output	W	145
Speed, full load	R.P.M.	0-880
Speed, no load	R.P.M.	0-1590
Cable with plug	m	5
Net weight	kg	1,45
Screw Ø	mm	5
Capacity in steel Ø	mm	8
Capacity in alu Ø	mm	12
Capacity in wood Ø	mm	20
Cone at drill shaft	B	10

**Price includes:**  
 1 3- jaw chuck up to Ø 10 mm



### AT A GLANCE

Compact angle-headed drill for working in difficult-to-reach areas.

- High motor power for reliable operation.
- Variable electronic speed control for sensitive initial drilling and screwdriving.
- Drive head height only 90 mm incl. chuck, corner width 17 mm.
- Integral forward/reverse switch for ease of operation.
- Tapered drill shaft for precise rotation.

Accessories on page 38.



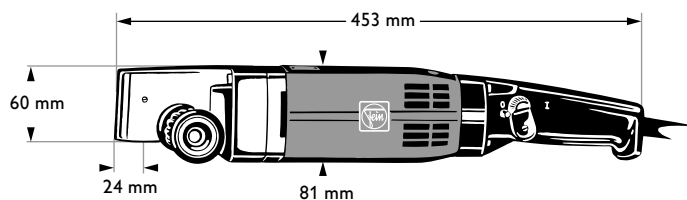
## Angle Drill up to 15 mm

**ASzx 648**

<b>Order Reference</b>	<b>7 203 03</b>	
<b>Type</b>	<b>ASzx 648</b>	
Input	W	740
Output	W	460
Speed, full load	R.P.M.	360
Speed, no load	R.P.M.	600
Cable with plug	m	2,5
Net weight	kg	3,6
Capacity in steel Ø	mm	15
Capacity in alu Ø	mm	19
Cone at drill shaft	M.T.	1

### Price includes:

1 additional handle



	15 mm		600
	740 W		3,6 kg

## AT A GLANCE

High performance angle-headed drill for working in difficult-to-reach areas.

- Extremely compact drive head for varied applications.
- High motor power for reliable operation.
- Morse taper with precise rotation as universal drill holder.
- Optional feed screw capability.

Accessories on page 38.

**for ASzxeu 636-1****Carrying case**

metal  
390 x 240 x 110 mm



**Order Reference 3 39 01 067 01 3**

**for ASzx 648****Morse taper arbor**

for drilling machines with morse taper arbor



Mount	weight kg	Order Reference
MK 1/B16	0,10	<b>6 33 01 006 00 5</b>

**3-jaw geared chuck**

with cone B 16



Chuck op. mm	weight kg	Order Reference
1,5-13	0,41	<b>6 32 02 030 01 5</b>

**Feed screw**

105-150 mm



**Order Reference 3 21 33 012 01 8**

**Carrying case**

metal  
700 x 180 x 100 mm



**Order Reference 3 39 01 021 01 1**

### 3-jaw geared chuck



Suitable for type	Capacity mm	External dia. mm	Chuck Arbor	Net weight kg	Chuck removal	Part Number	Spare wrench	Spigot dia. mm	Teeth
Angle drilling attachment	0,5-8	30	B 10	0,14	M 6	<b>6 32 02 043 01 0</b>	<b>6 29 14 001 00 2</b>	4	10
ASzxeu 636-1	0,8-10	33	B 10	0,22	M 8	<b>6 32 02 044 01 8</b>	<b>6 29 14 002 00 5</b>	6	12
	0,5-6,5	30	B 12	0,16	M 6	<b>6 32 02 031 01 4</b>	<b>6 29 14 001 00 2</b>	4	10
ASy 630, ASye 636, ASke 636,	0,5-8	35	B 12	0,24	M 8	<b>6 32 02 003 01 4</b>	<b>6 29 14 002 00 5</b>	6	12
ASkeu 636, DSke 636,	0,8-10	35	B 12	0,23	-	<b>6 32 02 028 01 9</b>	<b>6 29 14 002 00 5</b>	6	12
DSkeu 636	1,5-13	43	B 12	0,38	-	<b>6 32 02 040 01 4</b>	<b>6 29 14 002 00 5</b>	6	12
DSeu 638, ASz(e) 648 a,									
ASzx 648 <sup>1)</sup> , DS(e) 648,	1-10	43	B 16	0,44	M 10	<b>6 32 02 004 01 2</b>	<b>6 29 14 002 00 5</b>	6	12
ASq 658-2 <sup>3)</sup> , DSk(e) 658-1 <sup>3)</sup> ,	1,5-13	43	B 16	0,41	M 10	<b>6 32 02 030 01 5</b>	<b>6 29 14 002 00 5</b>	6	12
DSke 672 <sup>3)</sup> , DDSk 672(-1) <sup>3)</sup> ,	1-16	56	B 16	0,64	-	<b>6 32 02 037 01 0</b>	<b>6 29 14 004 00 7</b>	8	12
Accessories on demand	16	56	B 18	0,88	-	<b>6 32 02 006 01 9</b>	<b>6 29 14 004 00 7</b>	8	12
ASq 672-1 <sup>3)</sup>	5-20	75	B 22	1,55	-	<b>6 32 02 022 01 8</b>	<b>6 29 14 005 00 1</b>	9	14
Accessories on demand	1-10	33	3/8"-24 UNF	0,18	-	<b>6 32 03 047 01 0</b>	<b>6 29 14 010 01 1</b>	6	11
AHSI 636 c	1-10	38	1/2"-20 UNF	0,30	-	<b>6 32 03 034 01 0</b>	<b>6 29 14 002 00 5</b>	6	12
DSeu 638	1,5-13	43	1/2"-20 UNF	0,38	-	<b>6 32 03 041 01 4</b>	<b>6 29 14 002 00 5</b>	6	12
Accessories on demand	3-16	50	M 18	0,64	-	<b>6 32 03 033 01 2*</b>	<b>6 29 14 012 00 4</b>	8	12
KBM 32/50 Q, KBM 65 Q/QF	1,5-13	45,5	M 18 x 6 P 1,5	0,50	-	<b>6 32 03 050 01 4</b>	<b>6 29 14 002 00 5</b>	6	12

<sup>1)</sup> Morse taper arbor M.T. 1/B 16 necessary (Part No. 6 33 01 006 00 5)

<sup>2)</sup> Morse taper arbor M.T. 2/B 16 necessary (Part No. 6 33 01 008 00 7)

\* with chucking power safety device

<sup>3)</sup> Morse taper arbor M.T. 3/B 16 necessary (Part No. 6 33 01 012 00 5)

<sup>4)</sup> Morse taper arbor M.T. 4/B 22 necessary (Part No. 6 33 01 016 00 4)

### Quick-action chuck



Suitable for type	Pointed (R)			Net weight kg	Part Number
	Capacity mm	External dia. mm	Chuck Arbor		
	0-6,5	35	B 12	0,30	<b>6 32 04 019 00 3</b>
	0-8	36	B 12	0,39	<b>6 32 04 020 00 5</b>
	0,5-10	40	B 12	0,42	<b>6 32 04 030 00 4*</b>
	0,5-10	36	B 12	0,39	<b>6 32 04 021 00 4</b>
ASy 630, ASye 636, ASke 636,	1-10	42,5	B 12	0,2	<b>6 32 04 034 00 8*</b>
ASkeu 636, DSke 636, DSkeu 636	1-13	42,5	B 12	0,62	<b>6 32 04 028 00 8</b>
	0-10	42,5	B 16	0,61	<b>6 32 04 016 00 7</b>
	1,5-13	42,5	B 16	0,27	<b>6 32 04 036 00 5*</b>
DSeu 638, ASz(e), 648 a, ASzx 648 <sup>1)</sup> ,	1-13	42,5	B 16	0,56	<b>6 32 04 032 00 6*</b>
DS(e) 648, ASq 658-2 <sup>2)</sup> , DSk(e) 658-1 <sup>2)</sup> ,	1-13	46	B 16	0,88	<b>6 32 04 017 00 1</b>
DSke 672 <sup>3)</sup> , DDSk 672(-1) <sup>3)</sup> ,	1,5-13	43	B 16	0,15	<b>6 32 04 035 00 2*</b>
ASz(e) 648 a, DS(e) 648, KBM 65 Q/QF <sup>3)</sup>	3-16	51	B 16	1,14	<b>6 32 04 025 00 3</b>
	Pointed (A) for high precision				
Angle drilling attachment	6,5	34	B 10	0,30	<b>6 32 04 008 00 0</b>

<sup>1)</sup> Morse taper arbor M.T.1/B 16 necessary (Part No. 6 33 01 006 00 5)

\* with chucking power safety device

<sup>2)</sup> Morse taper arbor M.T.2/B 16 necessary (Part No. 6 33 01 008 00 7)

<sup>3)</sup> Morse taper arbor M.T.3/B 16 necessary (Part No. 6 33 01 012 00 5)

### Drift



for drill chuck up to B 12  
Length 125 mm, pack of 2  
Order Reference **6 33 05 009 01 3**

for drill chuck up to B 16  
Length 125 mm, pack of 2  
Order Reference **6 33 05 010 01 5**

### Morse taper arbor

for drilling machines with morse taper arbor



Thread	Weight kg	Order Reference
MK 1/B 16	0,10	<b>6 33 01 006 00 5</b>
MK 2/B 16	0,13	<b>6 33 01 008 00 7</b>
MK 2/B 18	0,20	<b>6 33 01 010 00 3</b>
MK 3/B 16	0,30	<b>6 33 01 012 00 5</b>
MK 3/B 18	0,25	<b>6 33 01 013 00 9</b>
MK 3/B 22	0,40	<b>6 33 01 014 00 7</b>
MK 4/B 22	0,50	<b>6 33 01 016 00 4</b>
MK 2/M 14		<b>6 33 01 021 00 1</b>

### Reducing sleeve

for M.T. sockets



Thread	Weight kg	Order Reference
MK 2/MK 1	0,10	<b>6 33 02 002 00 0</b>
MK 3/MK 2	0,18	<b>6 33 02 003 00 4</b>
MK 4/MK 3	0,35	<b>6 33 02 004 00 2</b>
MK 5/MK 4	1,06	<b>6 33 02 005 00 6</b>

### Enlargement taper

for M.T. sockets



Thread	Weight kg	Order Reference
MK 2/MK 3	0,55	<b>6 33 04 003 00 2</b>
MK 3/MK 4	1,40	<b>6 33 04 004 00 0</b>

### Drift



for M.T. 1 and M.T. 2  
Length 140 mm, weight 0,07 kg  
Order Reference **6 33 05 003 00 3**

for M.T. 3 and M.T. 4  
Length 190 mm, weight 0,165 kg  
Order Reference **6 33 05 004 00 1**

for M.T. 5 and M.T. 6  
Length 265 mm, weight 0,65 kg  
Order Reference **6 33 05 005 00 5**

## ■ Core drill for metal.

Unlike normal drilling, which removes the full area of the hole, core drilling removes only a narrow ring. It increases productivity by about 40% and is extremely cost-effective. FEIN offers a core-drilling system for metal in which all the elements are precisely matched: the machine, the speed, the removal rate and the carbide-tipped and HSS core drills. The rapid attachment system QuickIN means tools can be switched in seconds while core drilling. Unbeatable speed and ease of operation: one click, and the tool is precisely mounted. And removal is just as easy. FEIN core-drilling machines are greatly valued in workshops and on construction sites due to their extremely precise drilling results, their robust construction and their ease of operation. The dimensions of the magnetic feet are configured to ensure that the machines can also be set up on the smallest sites, taking up little room. And the clamping force of up to 12,000 N enables overhead work – without risking your head.







# Magnetic Core Drill Unit up to 32 mm

**KBM 32 Q**  
**QuickIN**

<b>Order Reference</b>		<b>7 270 27</b>
<b>Type</b>		<b>KBM 32 Q</b>
Input	W	700
Output	W	450
Speed, full load	R.P.M.	440
Cable with plug	m	4
Net weight	kg	10
Capacity in steel max. Ø		
Tapered Spindle	mm	12-32
Twist drill (with drill chuck)	mm	13
Threaded drill	M	12
Drilling depth max.	mm	50
Chuck		QuickIN rapid change System
Magnetic holding power		
	N	9000
Height (drill jigs)	mm	373
Stroke	mm	135
Total stroke range	mm	260
Magnetic foot dimensions	mm	160 x 80

**Price includes:**

1 storage box, 1 cooling lubricant pump, 1 lashing strap, 1 swarf hook, 1 key-type drill chuck, 1 QuickIN adaptor for M18 x 6 P 1.5, 2 centering pins, 1 set of keys

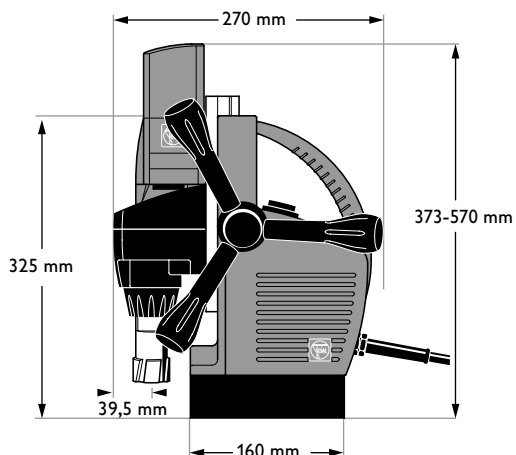


Safety class I

32 mm	440
700 W	10 kg

## AT A GLANCE

- QuickIN rapid change system for fast, keyless tool changes.
- Very easy to handle due to its compact construction and light weight.
- Robust and accurate dual dove-tail guide
- Infinitely variable stroke range setting for fast and safe tool changes, without need to remove core drill unit from the tool.
- High magnetic holding power and safety circuit guarantee safe working in any position.
- Integral cooling lubricant for clean cutting and long tool life.



Accessories on pages 44-47.

# Magnetic Core Drill Unit up to 50 mm

**KBM 50 Q**  
**QuickIN**





<b>Order Reference</b>		<b>7 270 30</b>
<b>Type</b>		<b>KBM 50 Q</b>
Input	W	1200
Output	W	680
Speed, full load	R.P.M.	260/520
Cable with plug	m	4
Net weight	kg	12
Capacity in steel max. Ø		
Tapered Spindle	mm	12-50
Twist drill (with drill chuck)	mm	20 (16)
Threaded drill	M	16
Drilling depth max.	mm	50
Chuck	QuickIN rapid change System	
Magnetic holding power	N	11000
Height (drill jigs)		
	mm	368
Stroke	mm	135
Total stroke range	mm	310
Magnetic foot dimensions	mm	180 x 90

**Price includes:**

1 storage box, 1 cooling lubricant pump, 1 lashing strap, 1 swarf hook, 1 key-type drill chuck, 1 QuickIN adaptor for M18 x 6 P 1.5, 2 centering pins, 1 set of keys

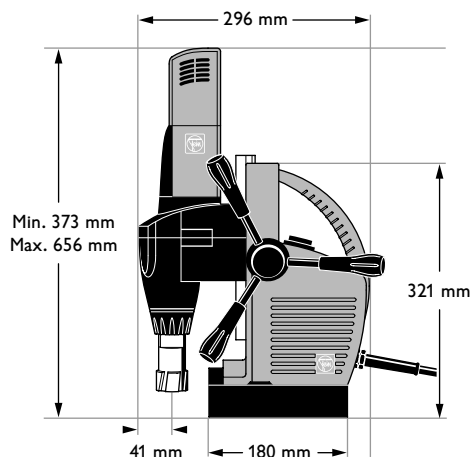


Safety class I

 50 mm	 260/520
 1200 W	 12 kg

## AT A GLANCE

- QuickIN rapid change system for fast, keyless tool changes.
- Very easy to handle due to its compact construction and light weight.
- Robust and accurate dual dove-tail guide
- Infinitely variable stroke range setting for fast and safe tool changes, without need to remove core drill unit from the tool.
- High magnetic holding power and safety circuit guarantee safe working in any position.
- Integral cooling lubricant for clean cutting and long tool life.



Accessories on pages 44-47.

# ■ Magnetic Core Drill Unit up to 65 mm

**KBM 65 Q**  
QuickIN

**KBM 65 QF**  
Fine adjustment, QuickIN

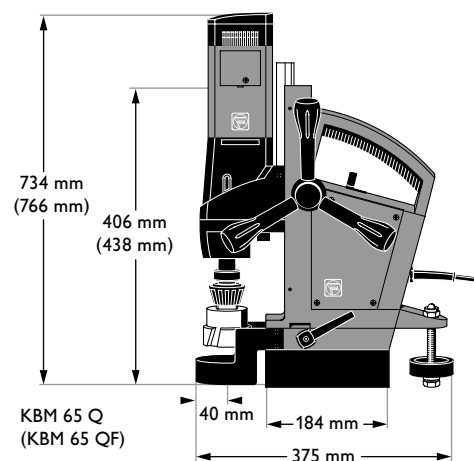
Order Reference		7 270 29	7 270 28
Type		KBM 65 Q	KBM 65 QF
Input	W	1460	1460
Output	W	650	650
In-load speeds			
1st speed / 2nd speed			
Switch step SLOW	R.P.M.	125/255	125/255
Switch step FAST	R.P.M.	250/510	250/510
Cable with plug	m	4	4
Net weight	kg	19,8	21

Capacity in steel max. Ø			
Tapered Spindle	mm	12-65	12-65
Twist drill (with drill chuck)	mm	13	13
Twist drill with MK 3	mm	23	23
Threaded drill	M	20	20
Reamer Ø	mm	23	23
Drilling depth max.			
Machine seat	M.T.	3	3
Chuck		QuickIN rapid change System	

Magnetic holding power	N	12000	12000
Height (drill jigs)	mm	536	536
Stroke	mm	178	178
Total stroke range	mm	408	408
Adjustment range lengthways/ sideways	mm	-/-	12/74
Magnetic foot dimensions	mm	184 x 92	184 x 92

### Price includes:

1 storage box, 1 cooling lubricant pump, 1 lashing strap, 1 swarf hook, 1 expulsion block, 1 key-type drill chuck, 1 QuickIN adaptor for M18 x 6 P 1.5, 2 centering pins, 1 set of keys, 1 swarf guard



**QuickIN**

Safety class I

65 mm	125-510
650 W	19,8/21 kg

## AT A GLANCE

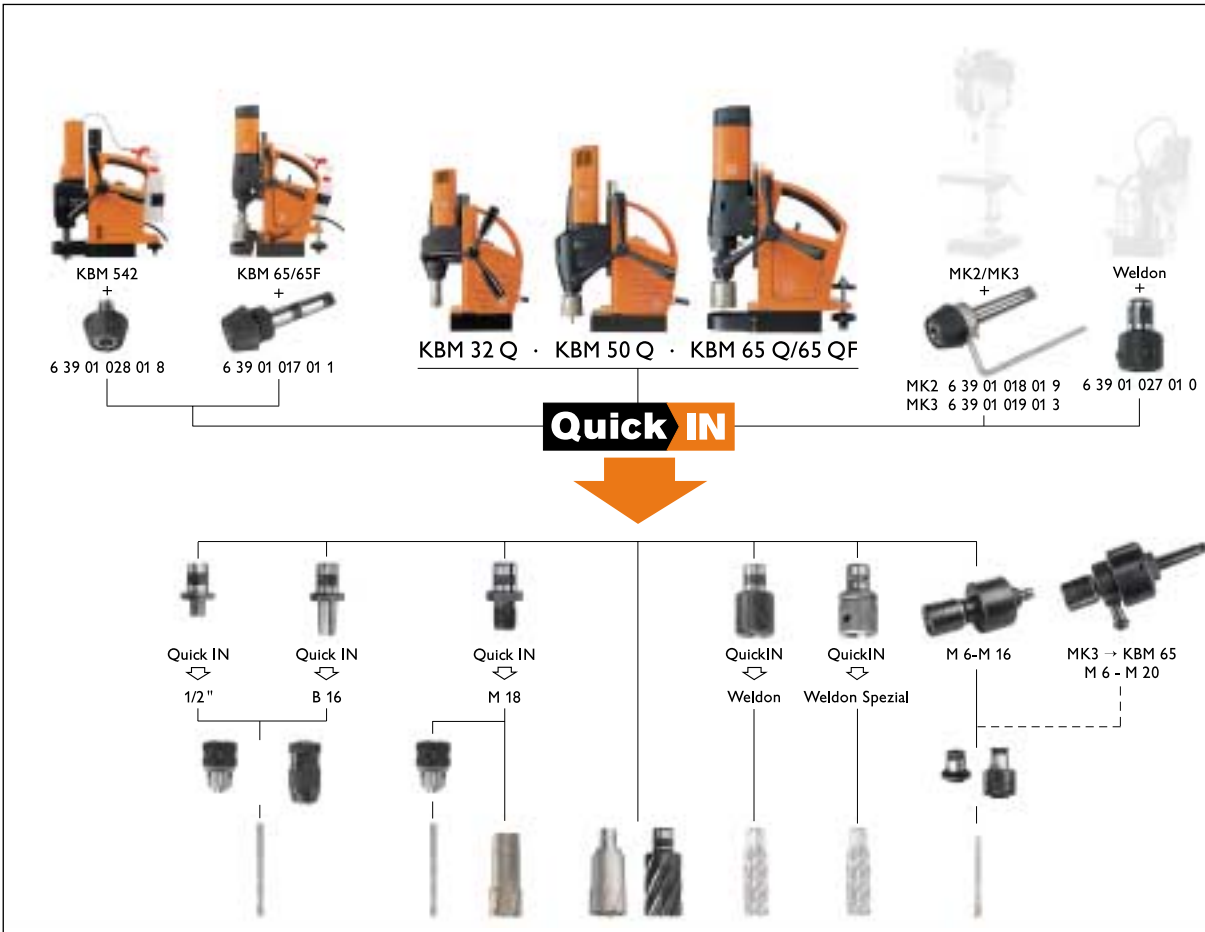
- QuickIN rapid change system for fast, keyless tool changes.
- MK3 grip as universal holding fixture, for full drilling also.
- Integral cooling lubricant for clean cutting and long tool life.
- Two-speed gears to select the correct cutting speed.
- Also suitable for lap bores.
- Robust and accurate dual dove-tail guide with extra large stroke range.
- High magnetic holding power and safety circuit guarantee safe working in any position.
- Optimum handling due to ergonomic design.

for KBM 65 QF:

- Fine adjustment for accurate alignment when magnetic foot is switched on.

Accessories on pages 44-47.

**KBM Systems**



**QuickIN core drill**

**HM Core Bits with QuickIN-adaptor**

Effective length 35 mm



Bore Ø mm	L mm	Order Reference
12	77	6 31 27 086 01 9
13	77	6 31 27 087 01 3
14	77	6 31 27 088 01 1
15	77	6 31 27 089 01 5
15,5	77	6 31 27 238 01 1
16	77	6 31 27 090 01 7
17	77	6 31 27 091 01 6
17,5	77	6 31 27 239 01 5
18	77	6 31 27 092 01 9
19	77	6 31 27 093 01 3
19,5	77	6 31 27 240 01 7
20	77	6 31 27 094 01 1
21	77	6 31 27 095 01 5
22	77	6 31 27 096 01 8
23	77	6 31 27 097 01 2
24	77	6 31 27 098 01 0
25	77	6 31 27 099 01 4
26	77	6 31 27 100 01 5
26,5	77	6 31 27 241 01 6
27	77	6 31 27 101 01 4
28	77	6 31 27 102 01 7

29	77	6 31 27 103 01 1
30	77	6 31 27 104 01 9
31	77	6 31 27 105 01 3
32	77	6 31 27 106 01 6
33	77	6 31 27 107 01 0
34	77	6 31 27 108 01 8
35	77	6 31 27 109 01 2
36	77	6 31 27 110 01 4
37	77	6 31 27 111 01 3
38	77	6 31 27 112 01 6
39	77	6 31 27 113 01 0
40	77	6 31 27 114 01 8
41	77	6 31 27 115 01 2
42	77	6 31 27 116 01 5
43	77	6 31 27 117 01 9
44	77	6 31 27 118 01 7
45	77	6 31 27 119 01 1
46	77	6 31 27 120 01 3
47	77	6 31 27 121 01 2
48	77	6 31 27 122 01 5
49	77	6 31 27 123 01 9
50	77	6 31 27 124 01 7
51	77	6 31 27 125 01 1
52	77	6 31 27 126 01 4
53	77	6 31 27 127 01 8
54	77	6 31 27 128 01 6
55	77	6 31 27 129 01 0
56	77	6 31 27 130 01 2
57	77	6 31 27 131 01 1
58	77	6 31 27 132 01 4
59	77	6 31 27 133 01 8
60	77	6 31 27 134 01 6
61	77	6 31 27 135 01 0
62	77	6 31 27 136 01 3
63	77	6 31 27 137 01 7
64	77	6 31 27 138 01 5
65	77	6 31 27 139 01 9

**HM Core drill set**

consisting of 6 Quick IN core drills  
 Ø 14, 16, 18, 20, 22, 26 mm and centering  
 pin in plastic carrying case.



Order Reference 6 31 27 088 02 7

**HSS core drill with QuickIN fitting**

DURA, surface tempering for optimum  
 service life and best glide properties as  
 well as 5 % cobalt alloy. Effective length  
 35 mm



Bore Ø mm	L mm	Order Reference
12	77	6 31 27 140 01 1
13	77	6 31 27 141 01 0
14	77	6 31 27 142 01 3
15	77	6 31 27 143 01 7
16	77	6 31 27 144 01 5
17	77	6 31 27 145 01 9
18	77	6 31 27 146 01 2
19	77	6 31 27 147 01 6
20	77	6 31 27 148 01 4
21	77	6 31 27 149 01 8
22	77	6 31 27 150 01 0
23	77	6 31 27 151 01 9
24	77	6 31 27 152 01 2
25	77	6 31 27 153 01 6
26	77	6 31 27 154 01 4
27	77	6 31 27 155 01 8
28	77	6 31 27 156 01 1
29	77	6 31 27 157 01 5
30	77	6 31 27 158 01 3
31	77	6 31 27 159 01 7
32	77	6 31 27 160 01 9

HSS Co5 with 5% cobalt alloy for long service life. Effective length 35mm



Bore Ø	L	Order Reference
mm	mm	
12	77	6 31 27 194 01 0
13	77	6 31 27 195 01 4
14	77	6 31 27 196 01 7
15	77	6 31 27 197 01 1
16	77	6 31 27 198 01 9
17	77	6 31 27 199 01 3
18	77	6 31 27 200 01 1
19	77	6 31 27 201 01 0
20	77	6 31 27 202 01 3
21	77	6 31 27 203 01 7
22	77	6 31 27 204 01 5
23	77	6 31 27 205 01 9
24	77	6 31 27 206 01 2
25	77	6 31 27 207 01 6
26	77	6 31 27 208 01 4
27	77	6 31 27 209 01 8
28	77	6 31 27 210 01 0
29	77	6 31 27 211 01 9
30	77	6 31 27 212 01 2
31	77	6 31 27 213 01 6
32	77	6 31 27 214 01 4

HSS Co5 with 5% cobalt alloy for long service life. Effective length 35mm

Bore Ø	L	Order Reference
Inch	mm	
7/16"	77	6 31 27 224 01 3
1/2"	77	6 31 27 225 01 7
9/16"	77	6 31 27 226 01 0
5/8"	77	6 31 27 227 01 4
11/16"	77	6 31 27 228 01 2
3/4"	77	6 31 27 229 01 6
13/16"	77	6 31 27 230 01 8
7/8"	77	6 31 27 231 01 7
15/16"	77	6 31 27 232 01 0
1"	77	6 31 27 233 01 4
1 1/16"	77	6 31 27 234 01 2
1 1/8"	77	6 31 27 235 01 6
1 3/16"	77	6 31 27 236 01 9
1 1/4"	77	6 31 27 237 01 3
1 5/16"	77	6 31 27 242 01 9
1 3/8"	77	6 31 27 243 01 3
1 7/16"	77	6 31 27 244 01 1
1 1/2"	77	6 31 27 245 01 5
1 9/16"	77	6 31 27 246 01 8
1 5/8"	77	6 31 27 247 01 2
1 11/16"	77	6 31 27 248 01 0
1 3/4"	77	6 31 27 249 01 4
1 13/16"	77	6 31 27 250 01 6
1 7/8"	77	6 31 27 251 01 5
1 15/16"	77	6 31 27 252 01 8
2"	77	6 31 27 253 01 2
2 1/16"	77	6 31 27 254 01 0

**HSS core drill set**

consisting of 6 Quick IN core drills with DURA surface tempering, Ø 14, 16, 18, 20, 22, 26 mm and centering pin in plastic carrying case.



**Order Reference 6 31 27 142 02 9**

consisting of 2 QuickIN core drills Co5, Ø 9/16", 11/16", 15/16" and centering pin in plastic carrying case

**Order Reference 6 31 27 226 02 6**

**Core drill with FEIN thread**

**Tungsten carbide tipped Core drill Bits with thread M 18 x 6 P 1,5**

Effective length 50 mm.



Bore Ø	Length	Order Reference
mm	mm	
12	82	6 31 27 042 01 4
13	82	6 31 27 043 01 8
14	82	6 31 27 044 01 6
15	82	6 31 27 045 01 0
16	82	6 31 27 046 01 3
17	82	6 31 27 047 01 7
18	82	6 31 27 001 01 5
19	82	6 31 27 019 01 2
20	82	6 31 27 002 01 8
21	82	6 31 27 020 01 4
22	82	6 31 27 003 01 2
23	82	6 31 27 021 01 3
24	82	6 31 27 022 01 6
25	82	6 31 27 004 01 0
26	78	6 31 27 005 01 4
27	78	6 31 27 023 01 0
28	78	6 31 27 006 01 7
29	78	6 31 27 024 01 8
30	78	6 31 27 007 01 1
31	78	6 31 27 025 01 2
32	78	6 31 27 008 01 9
33	78	6 31 27 026 01 5
34	78	6 31 27 009 01 3
35	78	6 31 27 010 01 5
36	78	6 31 27 027 01 9
37	78	6 31 27 028 01 7
38	78	6 31 27 011 01 4
39	78	6 31 27 029 01 1
40	78	6 31 27 012 01 7
41	78	6 31 27 030 01 3
42	78	6 31 27 013 01 1
43	78	6 31 27 014 01 9
44	78	6 31 27 031 01 2
45	78	6 31 27 015 01 3
46	78	6 31 27 032 01 5
47	78	6 31 27 033 01 9
48	78	6 31 27 016 01 6
49	78	6 31 27 034 01 7
50	78	6 31 27 017 01 0
51	78	6 31 27 035 01 1
52	78	6 31 27 018 01 8
53	78	6 31 27 036 01 4
54	78	6 31 27 037 01 8
55	78	6 31 27 038 01 6
56	78	6 31 27 039 01 0
57	78	6 31 27 040 01 2
58	78	6 31 27 041 01 1
59	78	6 31 27 049 01 9
60	78	6 31 27 050 01 1
61	78	6 31 27 051 01 0
62	78	6 31 27 052 01 3
63	78	6 31 27 053 01 7
64	78	6 31 27 054 01 5
65	78	6 31 27 055 01 9

**Tungsten carbide tipped Core drill Bits "S" with thread M 18 x 6 P 1,5**

for drilling rails (e.g. type UIC 60) and materials which are difficult to cut. Effective length 50 mm.

Bore Ø	Length	Order Reference
mm	mm	
24	78	6 31 27 056 01 2
26	78	6 31 27 057 01 6
30	78	6 31 27 058 01 4
32	78	6 31 27 059 01 8
33	78	6 31 27 048 01 5
36	78	6 31 27 060 01 0



**Adapter**

**QuickIN-adaptor**

Output M18 x 6 P 1,5



**Order Reference 6 39 01 020 00 6**

Output Weldon



**Order Reference 6 39 01 021 01 4**

Drive Weldon Special special for core drills by ALFRA-Rotabest and Rotabroach with inner thread >= 6.4 mm (thick centering pin)



**Order Reference 6 39 01 024 01 9**

Output 1/2"



**Order Reference 6 39 01 022 00 8**

Output B 16



**Order Reference 6 39 01 023 00 2**

**General accessory**

**Centering pins**



L mm	Order Reference
104	<b>3 02 17 332 00 9</b>
119	<b>3 02 17 333 00 3</b>

only for 7/16" HSS Co5 core drill with QuickIN fitting



L mm	Order Reference
85	<b>3 02 17 338 00 0</b>
125	<b>3 02 17 337 00 2</b>

**Tapping Unit**

with QuickIN adaptor for tapping drills M 6-M 16.



**Order Reference 9 26 02 072 01 2**

for all KBM 65 machines, shank M.T. 3, for tapping drills M 6 to M 20.



**Order Reference 9 26 02 066 01 2**

**Tapping Inserts**

Tapping drills conforming to DIN 374/376



Thread	Ø x □	Order Reference
M 6	4,5 x 3,4	<b>6 32 06 117 01 5</b>
M 8	6 x 4,9	<b>6 32 06 095 01 1</b>
M 10	7 x 5,5	<b>6 32 06 096 01 4</b>
M 12	9 x 7	<b>6 32 06 097 01 8</b>
M 14	11 x 9	<b>6 32 06 098 01 6</b>
M 16	12 x 9	<b>6 32 06 099 01 0</b>
M 18	14 x 11	<b>6 32 06 100 01 1</b>
M 20	16 x 12	<b>6 32 06 101 01 0</b>

Inserts conforming to ISO norm available on request

with safety coupling for blind holes.



Thread	Ø x □	Order Reference
M 6	4,5 x 3,4	<b>6 32 06 118 01 3</b>
M 8	6 x 4,9	<b>6 32 06 102 01 3</b>
M 10	7 x 5,5	<b>6 32 06 103 01 7</b>
M 12	9 x 7	<b>6 32 06 104 01 5</b>
M 14	11 x 9	<b>6 32 06 105 01 9</b>
M 16	12 x 9	<b>6 32 06 106 01 2</b>
M 18	14 x 11	<b>6 32 06 107 01 6</b>
M 20	16 x 12	<b>6 32 06 108 01 4</b>

Tapping drills available from specialist retailers

**Suction plate**


for anti-magnetic materials, 250 x 330 x 110 mm



**Order Reference 9 26 02 054 01 6**

**Vacuum plate**

for anti-magnetic materials and structured bases (corrugated sheet, stud plate etc.) 396 x 200 x 77 mm




**Order Reference 9 26 02 057 01 7**

The vacuum pump 9 26 01 022 01 3 is needed for this

**Vacuum pump**


Suction rate 0,015 m³/min, -0,8 bar, 92 W, weight 2,5 kg including suction hose



**Order Reference 9 26 01 022 01 3**

**Pipe drilling device**

including strap for making holes in pipes, pipe Ø 60-300 mm, 220 x 130 mm.



**Order Reference 9 26 02 055 01 0**

**QuickIN-adaptors**

for bench and column drilling machines. Includes pump for coolant supply. For all FEIN core drills Ø 12-65 mm.



Taper	Order Reference
MK 3	6 39 01 019 01 3
MK 2	6 39 01 018 01 9

The appropriate adaptors with QuickIN and the long centring pin 3 02 17 333 00 3 are required for the FEIN core drill with M 18x6 thread and Weldon fitting.

**QuickIN-adaptors**

with integrating coolant supply for retrofitting the forerunner type KBM 65 (7 270 26) and KBM 65 F (7 270 23) For all FEIN core drills Ø 12-65 mm.



Taper	Order Reference
MK 3	6 39 01 017 01 1

The appropriate adaptors with QuickIN and the long centring pin 3 02 17 333 00 3 are required for the FEIN core drill with M 18x6 thread and Weldon fitting.

The short centring pin 3 02 17 332 00 9 is required for FEIN core drills with QuickIN fitting.

**Pump**

Order Reference	3 21 32 022 00 7
-----------------	------------------



Order Reference	3 02 40 247 00 2
-----------------	------------------

**Retro-fitting kit**

for former model KBM 542 to QuickIN rapid change system.



Order Reference	6 39 01 028 01 8
-----------------	------------------

Adapter with Weldon fitting for retrofitting other manufacturers equipment to QuickIN rapid change system.



Order Reference	6 39 01 027 01 0
-----------------	------------------

**for KBM 32 Q**



Order Reference	3 18 10 247 01 9
-----------------	------------------

**for KBM 50 Q**

**Chipping protector**

Order Reference	3 18 10 252 01 5
-----------------	------------------

