

SPECIALISED PRECISION PRODUCT CATALOGUE

English | 2015

A Company of the SWAROVSKI Group
www.tyrolit.com

TYROLIT

Specialised precision Product catalogue



CONTENTS

TYROLIT in general	
Symbols	5
TYROLIT Group	6-7
International production and sales locations	8-9
Orders	9-10
Specification designation and overview of abrasives	11
<hr/>	
External cylindrical grinding, conventional ceramic	12
Non and low-alloyed steels	13
High-alloyed steels and HSS	14
Cemented carbide	15
<hr/>	
External cylindrical grinding, CBN & diamond resin	16
High-alloyed steels and HSS	17
Cemented carbide	17
<hr/>	
Reciprocating surface grinding, conventional ceramic	18
Non and low-alloyed steels	19
High-alloyed steels and HSS	22
Stainless steel	26
Cemented carbide	27
<hr/>	
Reciprocating surface grinding, CBN & diamond resin	28
High-alloyed steels and HSS	29
Cemented carbide	29
<hr/>	
Profile surface grinding, conventional ceramic	30
High-alloyed steels	31
<hr/>	
Surface grinding with rings and segments, ceramic / conventional resin	32
High-alloyed steels and HSS	33
<hr/>	
Internal cylindrical grinding, conventional ceramic	34
Non and low-alloyed steels	35
High-alloyed steels and HSS	36
<hr/>	
Internal cylindrical grinding, CBN & diamond – galvanic / resin	38
High-alloyed steels and HSS	39
Cemented carbide and industrial ceramics	40

CONTENTS

Hand held grinding	42
Vitrified-bonded	43-49
Elastic-bonded	50
Resin-bonded	51
Galvanic-bonded	51

Floorstand grinding wheels, conventional ceramic	52
Non and low-alloyed steels	53
High-alloyed steels and HSS	54
Cemented carbide	56

Sharpening and polishing wheels, elastic	58
Sharpening wheels for cutting tools	59
Fine grinding and polishing wheels	59

Saw sharpening	60
Grinding tools for automatic saw sharpening machines	61
Chip surface grinding (tooth-face grinding) for CC saws	64
Clearance Grinding (back grinding) for CC saws	66
Flank grinding for cemented carbide saws	68
Profile grinding	70
Tooth profile grinding	71
Saw blank polishing	72
Jointing Stone	72

Universal tool grinding, conventional ceramic	74
Dry grinding	75

Universal tool grinding, CBN & diamond resin	78
Dry grinding for HSS	79
Dry grinding for cemented carbide	82

CNC tools grinding, CBN & diamond resin	86
Wet grinding for HSS	87
Wet grinding for cemented carbide	90

CONTENTS

CNC tools grinding, Top performer, CBN & diamond metal	92
Wet grinding for HSS	93-94
Wet grinding for cemented carbide	95-97
Cutting rotating tools, CBN & diamond resin	98
HSS	99
Cemented Carbide	99
Off-hand grinding and cutting, conventional resin	100
Cast materials	101-102
Stationary cut-off grinding, conventional resin	104
Stationary cut-off grinding	105
Laboratory cutting	106
Cutting and saw sharpening	107
Cutting HSS	108
Cutting cemented carbide	109
Pedestal and Swing frame grinding, conventional resin	110
Cast materials	111
Dressing and sharpening	112
Brake Dresser	113
Stationary dressing	114-115
Hand-operated dressing	116-117
Accessories	118
Reducing rings	119
Appendix	120
Grinding wheels (designation, abrasives, bonds, wheel shapes)	120-123
Dressing – the basics	124-126
Interrelationship; surface roughness / profile radius / grit size	127
Safety when grinding	128-135
Precision data sheet	137
Type index	138-143

SYMBOLS

SAFETY



Wear gloves



Wear a mask



Only permitted for wet grinding



Not permitted for side grinding



Wear eye protection



Wear protective clothing



Not permitted for wet grinding



Off-hand and hand-guided grinding not permitted



Wear ear protection



Observe the instructions



Do not use damaged wheels



Free from Fe, S, Cl

MATERIAL



Steel



Cast iron



High-speed steel



Tiles



Stainless steel



Nonferrous metals



Carbide metal



Titanium

MACHINES



External cylindrical grinder



Pedestal and swing frame grinding



Stationary cut-off grinding,
Cutting rotating work pieces



Saw sharpening



Hand held grinding



Reciprocating surface grinding,
Profile surface grinding,
Surface grinding with rings and segments



Dressing & sharpening



Off-hand grinding and cutting



Universal tool grinding,
CNC tool grinding



Floorstand grinding,
Sharpening and polishing wheels



Internal cylindrical grinder

ABBREVIATIONS

DP = delivery period

PU = packing units (item)

Vs = max. permitted operating speed

TYROLIT Group

A global company

As one of the world's leading manufacturers of bonded grinding, cutting, sawing, drilling and dressing tools and a system supplier of tools and machines for the construction industry, the family-run TYROLIT company has been synonymous with superior quality, innovative spirit and outstanding service since 1919.

Day in, day out the experts at TYROLIT are busy working on solutions that accommodate the individual requirements of customers around the world; thus contributing to their business success. Some 80,000 available products set the standard in various industrial sectors.



Business units

TYROLIT offers its customers cost-efficient and "green" solutions in four business units. Moreover, with its global sales network and a team of experienced application engineers, TYROLIT provides top-quality service.



Metal / Precision

From precision machining in the engine and gear industry to the production of cut-off wheels with diameters up to 2,000 mm for the steel industry – the TYROLIT product range in the Metal & Precision business unit includes high-tech tools for a huge variety of applications.




Trade

Thanks to its global sales network, in addition to premium product solutions in the three core areas of cutting, grinding and finishing, TYROLIT's Trade business unit guarantees truly customer-focused marketing support.



Construction

In the Construction business unit TYROLIT is a leading system supplier of sophisticated drilling systems, wall and wire saws, floor saws and for grinding uneven surfaces such as motorways made of concrete.



Stone – Ceramics – Glass

Our customised diamond tools and grinding solutions in the Stone – Ceramics – Glass business unit cannot fail to impress through their exceptional performance and quality.

Quality and Innovation

TYROLIT is one of the world's market leaders in this sector. For us, maximum precision is paramount – both in the quality of the manufactured products and where innovation is concerned. Continuous further development and improvement of products in all business units is one of our primary corporate objectives.

Expertise for our customers

TYROLIT offers its customers a first-class service in the form of ongoing advice and support. In each of our business units a team of specialists with years of experience in the industry assists and supports our customers worldwide with individual on-site expertise.

Customised products

TYROLIT has a huge and varied product range for numerous fields of application. These include both standard products for everyday use and individually adapted, made-to-order products for customer-specific processes. Together with our customers, we find the most cost-effective solution for the task with which we are entrusted.

International production and sales locations

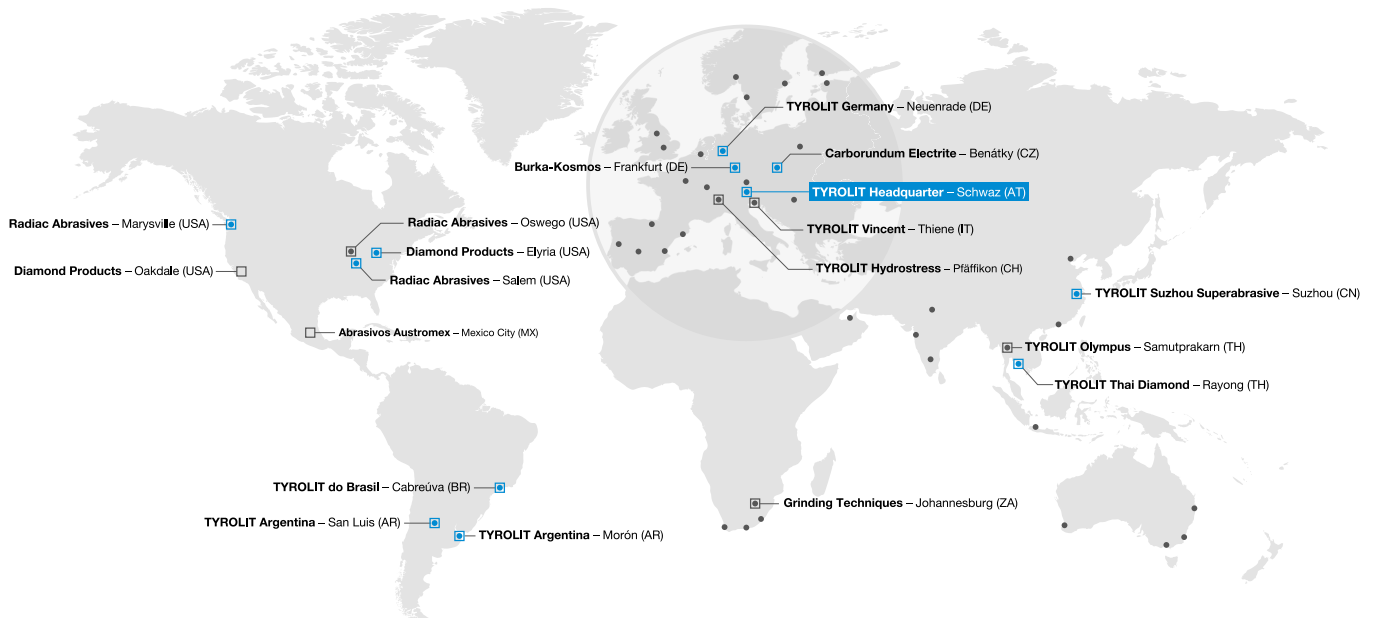
TYROLIT is represented in 29 countries through its own production and sales companies and cooperates in a further 65 countries with local partners.

Everyday our several hundred field service colleagues are working hard in the market alongside our end customers, in order to be able to provide them with advice and support whenever they need it. Of course, with these countless visits we constantly witness new challenges for application technology, which we view as opportunities for new products.





Sales companies in Argentina, Australia, Austria, Belgium, Brazil, Canada, China, Czech Republic, Denmark, Estonia, Finland, France, Germany, Hungary, India, Indonesia, Italy, Netherlands, Norway, Poland, Portugal, South Africa, Spain, Sweden, Switzerland, Thailand, UK, UAE and the USA.

Distributors in more than 65 countries across the globe



 **TYROLIT production location**
Metal / precision

 **TYROLIT production locations**
(sites are only named once)

 **TYROLIT sales locations**
(sites are only named once; includes service centres)



Global focus

TYROLIT believes in thinking and acting globally. With a worldwide sales network currently in 65 countries and with production plants in 12 countries, we offer our customers all the advantages of a globally active company.



Local availability

Think globally, act locally – in your local language and right on your premises. This is the principle we follow as we grow hand-in-hand with our customers. Local contacts and technical distribution in numerous countries guarantee you the best possible customer support.



Customer service

A coordinated supply chain – from production to delivery – guarantees on-time delivery for customers. Moreover, the use of modern planning systems and a team of specialised customer service employees ensures orders are processed quickly and smoothly.



Global logistics

With 10 warehouses around the world, we ensure the best possible product availability for customers 365 days a year.

Orders

TYROLIT LTD
Eldon Close | Crick | Northants | NN6 7UD
Phone: +44 1788 823738 | Fax: +44 1788 823089
E-mail gborder@tyrolit.com | Internet: www.tyrolit.co.uk

General terms and conditions of business: www.tyrolit.com

Delivery periods and modification

Explanation of terms	Delivery periods
<p>Stock type: All products in our catalogue that are listed with type numbers are in stock.</p>	
<p>Recommended stock type: A standard range created by our application engineers and marketing managers, which guarantees optimum grinding results for various grinding applications and the materials to be processed.</p>	Delivery 7 to 10 working days.
<p>Alternative stock type: Existing products, which – based on our global market and product experience – also guarantee good grinding results, but which are replaced in the short to medium term by recommended stock types.</p>	
<p>Breadth of product range: Precision is our business! However, if the specifications available do not provide you with the perfect solution, modifications to the recommended product range (dimensions) can also be made, i.e. grit size, hardness and structure.</p>	The corresponding delivery periods can be found in the relevant chapter, or in the quote or order confirmation documentation.

Example of breadth of product range

Breadth of product range

C	60	H	5	Stock type	
C	46 - 180	F - I	5 - 8	5 - 6 weeks DP	→ Recommended standard specification
C	80	F	8		→ Possible range of modifications; grit size, hardness and structure
C					→ Example of a possible modification

Modification on request

To ensure quicker delivery periods in urgent cases, existing stock types (recommended stock types) can be modified to suit customer dimensions.
The current delivery period and price will be provided accordingly to the inquiry.



Specification designation and overview of abrasives

Specification as short characterisation of grinding tool

89A	60	M	5	V	217
Abrasive description	Grit size description	Hardness	Structure	Bond	Bond designation
10A Regular aluminium oxide	Grit size indication in mesh (sieve sizes per inch)	Hardness ascends alphabetically	The higher the number, the more open the wheel is.	V = Vitrified-bonded	Internal code, which defines bond type.
50A Mixture of 89A and 10A					
52A Semi-friable aluminium oxide	14 – 36 coarse 46 – 60 medium 80 – 220 fine 800 – 1200 very fine	e.g. G = soft R = hard		B = Resin-bonded E = Elastic-bonded G = Galvanic-bonded	
80A Mixture of 88A and special aluminium oxide					
87A Mixture of 89A and 88A					
88A Pink fused aluminium oxide					
89A White fused aluminium oxide					
91A Ruby fused aluminium oxide					
92A Mixture of 89A and special aluminium oxide					
93A Mixture of 89A and 91A					
97A Special aluminium oxide					
454A Mixture of sintered aluminium oxide and 89A					
455A Mixture of sintered aluminium oxide and 89A					
C Green silicon carbide					
1C Black silicon carbide					
50C Silicon carbide mixture					

Green/black

Example of a vitrified-bonded TYROLIT grinding wheel with conventional abrasive grain 89A 60 M5 V217.

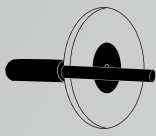
B	126	C50	B	54
Abrasive description	Grit size description	Concentration	Bond	Bond designation
B CBN	Grit size indication in µm (average grain diameter according to FEPA)	The grain concentration shows the grain volume in carat, according to the unit of volume of the grinding layer.	B = Resin-bonded M = Metal-bonded	Internal code, which defines bond type.
D Diamant				
	35 – 181 µm			

Example of a resin-bonded TYROLIT grinding wheel with CBN abrasive grain B 126 C50 B54.

Materials table (example)

	Alu	Non and low-alloyed steels		High-alloyed steels		HSS	INOX	Cemented carbide	Industrial ceramics	Cast iron	Dry grinding	Wet grinding
		Unhardened	Hardened	Unhardened	Hardened							
C					○	○	○	●		●		●

● highly suitable ○ limited suitability



EXTERNAL CYLINDRICAL GRINDING CONVENTIONAL CERAMICS

Product advantages:

A comprehensive quality assurance system together with modern manufacturing technologies and production facilities form the basis for ultra-precise external cylindrical grinding tools tailored to customers' requirements.

- Lifetime of tools (=service life) optimised
- Cutting ability (=stock removal rate) tailored to application
- Economic efficiency of grinding process is uppermost
- Quality of workpieces dressed to size according to customer requirements

Application tips:

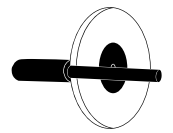
The key factor is the adjustment of the grinding wheel in the overall process (workpiece, tool, machine, parameters, coolant, dressing technology etc., as well as the specific requirements of the particular grinding applications

- The choice of specification, such as the adjustment of process parameters, can be optimised by TYROLIT application engineers to suit customer requirements
- Recommended operating speed: 25 – 35 m/sec
- Workpiece peripheral speed: depends on workpiece diameter
- Overlap rate: 30 – 40 % of wheel width
- For optimised dressing, see page 124 to 126

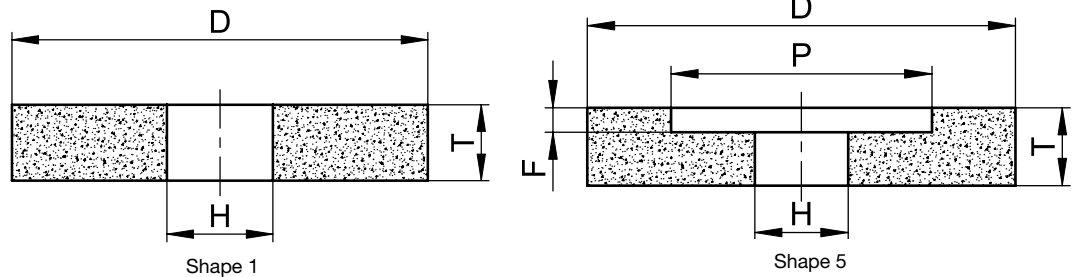
Safety information:

- Take note of the safety information, particularly in the case of maximum operating speed of 50 m/s
- See chapter "Safety when grinding" (page 128)





Non and low-alloyed steels



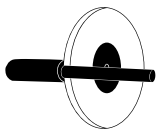
Recommended stock type, shape 1, 5

TYPE NO.	SHAPE	D	T	H	P x F	SPECIFICATION	PU	COMMENTS
690785	1	300	40	76,2		89A 80 J5 AV217	1	
889228	1	400	20	127		89A 80 J5 AV217	1	Maximum operating speed 50 m/s
881114	1	400	25	127		89A 80 J5 AV217	1	Grit size 80 Ra approx. 0.20 – 0.35 µm
39869	1	400	30	127		89A 80 J5 AV217	1	
620118	1	400	40	127		89A 80 J5 AV217	1	
119385	1	400	40	127		89A 120 K11 V3	1	General purpose / Angular plunge grinding
71665	1	400	50	127		89A 80 J5 AV217	1	
70954	1	400	60	127		89A 80 J5 AV217	1	Maximum operating speed 50 m/s
34172113	5	400	60	127	200 x 10	89A 80 J5 AV217	1	
655864	1	400	80	127		89A 80 J5 AV217	1	Grit size 80 Ra approx. 0.20 – 0.35 µm
34172112	5	400	80	127	200 x 30	89A 80 J5 AV217	1	
713537	1	500	40	203,2		89A 80 J5 AV217	1	
655869	1	500	50	203,2		89A 80 J5 AV217	1	
119392	1	500	50	203,2		89A 120 K11 V3	1	General purpose / Angular plunge grinding
39867	1	500	60	203,2		89A 80 J5 AV217	1	Maximum operating speed 50 m/s
655875	1	500	80	203,2		89A 80 J5 AV217	1	Grit size 80 Ra approx. 0.20 – 0.35 µm
655876	1	600	80	305		89A 80 J5 AV217	1	

Breadth of product range*

89A	80	J	5	Stock type
89A	46 – 120	I – K	5 – 8	5 – 6 weeks DP

* For production reasons, the minimum quantity ordered may differ from non-stock types.



EXTERNAL CYLINDRICAL GRINDING CONVENTIONAL CERAMICS

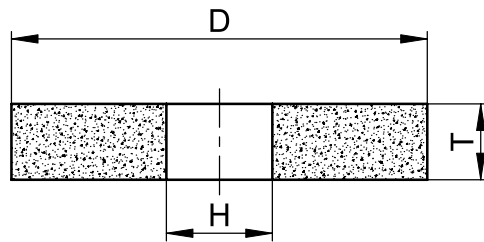

Alternative stock type, shape 1

TYPE NO.	SHAPE	DIAM.	T	H	SPECIFICATION	PU	COMMENTS
44866	1	300	25	127	89A 60 K5 AV217	1	Maximum operating speed 50 m/s Grit size 60 Ra approx. 0.35 – 0.50 µm
690784	1	300	40	76,2	89A 60 K5 AV217	1	
34172115	1	300	30	127	89A 60 K5 AV217	1	
66141	1	300	40	127	89A 60 K5 AV217	1	
170606	1	350	32	127	89A 60 K5 AV217	1	
42216	1	350	40	127	89A 60 K5 AV217	1	
293034	1	356	50	127	89A 46 J6 AV217	1	
485430	1	356	50	127	89A 60 K5 AV217	1	
170608	1	400	32	127	89A 60 K5 AV217	1	
25473	1	400	40	127	89A 60 K5 AV217	1	
523437	1	450	25	203,2	89A 60 K5 AV217	1	
523430	1	450	50	203,2	89A 60 K5 AV217	1	
202294	1	500	60	203,2	89A 60 K5 AV217	1	
523435	1	610	50	304,8	89A 60 K5 AV217	1	

High-alloyed steels and HSS



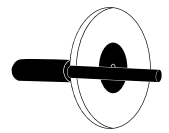
	Alu	Non and low-alloyed steels		High-alloyed steels		HSS	INOX	Cemented carbide	Industrial ceramics	Cast iron	Dry grinding	Wet grinding
		Unhardened	Hardened	Unhardened	Hardened							
97A, 454A			○		●	●	○					●



Shape 1

Recommended stock type, shape 1

TYPE NO.	SHAPE	DIAM.	T	H	SPECIFICATION	PU	COMMENTS	
664561	1	400	20	127	454A 80 J10 V3	1	Maximum operating speed 50 m/s Grit size 80 Ra approx. 0.20 – 0.35 µm	
664564	1	400	20	127	97A 80 J5 AV237	1		
655916	1	400	25	127	454A 80 J10 V3	1		
664571	1	400	25	127	97A 80 J5 AV237	1		
655918	1	400	30	127	454A 80 J10 V3	1		
664573	1	400	30	127	97A 80 J5 AV237	1		
655919	1	400	40	127	454A 80 J10 V3	1		
664575	1	400	40	127	97A 80 J5 AV237	1		
216066	1	400	50	127	454A 80 J10 V3	1		
664578	1	400	50	127	97A 80 J5 AV237	1		
655921	1	400	60	127	454A 80 J10 V3	1		
655927	1	500	40	203,2	454A 80 J10 V3	1		
664583	1	500	40	203,2	97A 80 J5 AV237	1		
655929	1	500	50	203,2	454A 80 J10 V3	1		
664585	1	500	50	203,2	97A 80 J5 AV237	1		
216068	1	500	60	203,2	454A 80 J10 V3	1		
664587	1	500	60	203,2	97A 80 J5 AV237	1		
655935	1	500	80	203,2	454A 80 J10 V3	1		
664588	1	500	80	203,2	97A 80 J5 AV237	1		
655938	1	600	80	305	454A 80 J10 V3	1		



Breadth of product range*

454A	80	J	10	Stock type
454A	80 – 120	I – K	6 – 11	5 – 6 weeks DP

97A	80	J	5	Stock type
97A	46 – 120	I – K	5 – 8	5 – 6 weeks DP

* For production reasons, the minimum quantity ordered may differ from non-stock types.

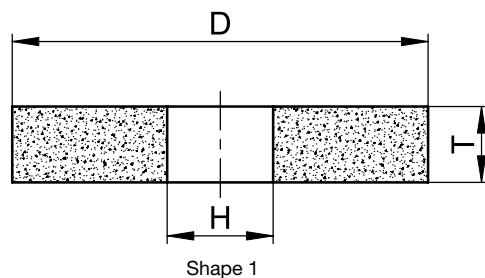
Alternative stock type, shape 1, 20

TYPE NO.	SHAPE	DIAM.	T	H	SPECIFICATION	PU	COMMENTS
494259	1	250	13	76,2	454A 60 L7 G V3	1	Maximum operating speed 50 m/s
494271	1	355	25	127	454A 60 L7 G V3	1	
690233	1	400	40	127	92A 60 I5 AV217	1	
293789	1	500	50	203,2	92A 60I 5A V217	1	
290670	20	400	40	127	89A 60K 5A V217	1	
36576	20	400	50	127	454A 70 J5 V3	1	

Cemented carbide



	Alu	Non and low-alloyed steels		High-alloyed steels		HSS	INOX	Cemented carbide	Industrial ceramics	Cast iron	Dry grinding	Wet grinding
		Unhardened	Hardened	Unhardened	Hardened							
c					○	○	○	●		●		●



Recommended stock type, shape 1

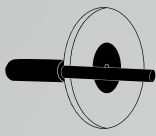
TYPE NO.	SHAPE	DIAM.	T	H	SPECIFICATION	PU	COMMENTS
655957	1	400	40	127	C60 H5 AV18	1	Maximum operating speed 50 m/s
656023	1	400	40	127	C100 H5 AV18	1	If stock removal requirement are low, limited suitability for nonferrous heavy metals. For additional SiC specifications, see reciprocating surface grinding for cemented carbide.
655958	1	400	50	127	C60 H5 AV18	1	
656025	1	400	50	127	C100 H5 AV18	1	

Breadth of product range*

C	60	H	5	Stock type
C	60 – 120	H – J	5 – 8	5 – 6 weeks DP

C	100	H	5	Stock type
C	60 – 120	H – J	5 – 8	5 – 6 weeks DP

* For production reasons, the minimum quantity ordered may differ from non-stock types.



EXTERNAL CYLINDRICAL GRINDING


CBN & DIAMOND RESIN

Product advantages:

- VIB star is a system with vibration dampening cores that ensures a consistent and quiet grinding process
- Lower costs as a result of increased grinding ratio
- Consistent power consumption through constant self-sharpening effect

Application tips:

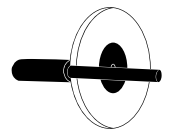
- Longitudinal feed/overlap rate: 30 – 50% of thickness of diamond section width
- Workpiece peripheral speed: depends on workpiece diameter
- Recommended cutting speed for CBN grinding wheels for HSS and high-alloyed tool steel is 22 – 30 m/s
- Recommended cutting speed for diamond grinding wheels for cemented carbide and industrial ceramics is 15 – 25 m/s
- Concentrically trueing and sharpening of wheel before initial use with
 - unhardened structural steel shaft
 - silicon carbide grinding wheel
- Ensure good coolant supply



Safety information:

- Max. operating speed = 63 m/s
- Observe safety information
- See chapter "Safety when grinding" (page 128)

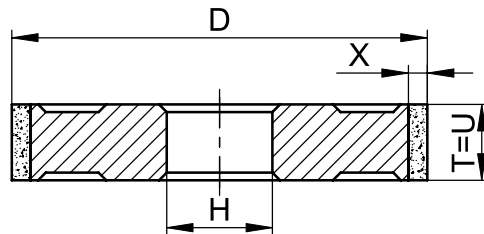




High-alloyed steels and HSS



	Alu	Non and low-alloyed steels		High-alloyed steels		HSS	INOX	Cemented carbide	Industrial ceramics	Cast iron	Dry grinding	Wet grinding
		Unhardened	Hardened	Unhardened	Hardened							
B			○		●	●	○					●



Shape 1A1

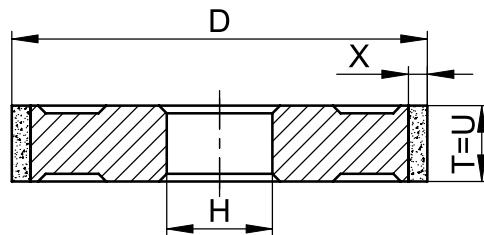
Recommended stock type, shape 1A1

TYPE NO.	SHAPE	DIAM.	T	H	U	X	SPECIFICATION	PU	COMMENTS
914301	1A1	200	15	51	15	3	B126 C50 B VIB-STAR	1	Maximum operating speed = 63 m/s Please observe information on dressing and sharpening of diamond and CBN tools; see chapter "Dressing and sharpening" (page 112 – 117).
485142	1A1	250	15	51	15	3	B126 C50 B VIB-STAR	1	
877158	1A1	300	20	76,2	20	3	B126 C50 B VIB-STAR	1	
394560	1A1	300	20	76,2	20	5	B126 C50 B VIB-STAR	1	
885972	1A1	300	20	127	20	3	B126 C50 B VIB-STAR	1	
366816	1A1	350	20	127	20	3	B126 C50 B VIB-STAR	1	
365327	1A1	350	20	127	20	5	B126 C50 B VIB-STAR	1	
874510	1A1	350	20	127	20	3	B126 C75 B VIB-STAR	1	
872688	1A1	400	20	127	20	3	B126 C50 B VIB-STAR	1	
508495	1A1	400	20	127	20	5	B126 C50 B VIB-STAR	1	
473086	1A1	400	30	127	30	3	B126 C50 B VIB-STAR	1	

Cemented carbide



	Alu	Non and low-alloyed steels		High-alloyed steels		HSS	INOX	Cemented carbide	Industrial ceramics	Cast iron	Dry grinding	Wet grinding
		Unhardened	Hardened	Unhardened	Hardened							
D								●	●			●



Shape 1A1

Recommended stock type, shape 1A1

TYPE NO.	SHAPE	DIAM.	T	H	U	X	SPECIFICATION	PU	COMMENTS
914284	1A1	200	10	51	10	3	D126 C75 B VIB-STAR	1	Maximum operating speed = 63 m/s Please observe information on dressing and sharpening of diamond and CBN tools; see chapter "Dressing and sharpening" (page 112 – 117).
872702	1A1	250	15	51	15	3	D126 C75 B VIB-STAR	1	
897485	1A1	300	20	76,2	20	3	D126 C75 B VIB-STAR	1	
907436	1A1	300	15	127	15	3	D126 C75 B VIB-STAR	1	
914288	1A1	300	20	127	20	3	D126 C75 B VIB-STAR	1	
924298	1A1	350	20	127	20	3	D126 C75 B VIB-STAR	1	
914293	1A1	400	20	127	20	3	D126 C75 B VIB-STAR	1	



RECIPROCATING SURFACE GRINDING CONVENTIONAL CERAMICS

Product advantages:


- Less wear
- Cool grinding
- High cutting ability

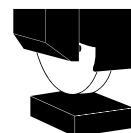
Application tips:

- Recommended operating speed: 20 – 30 m/s
- Table traverse speed: 10 – 20 m/min
- Infeed when roughing: 0.01 – 0.03 mm/stroke
- Infeed when finishing: 0.002 – 0.004 mm/stroke
- Transverse stroke (contact width in%): 30 – 40% of wheel width
- Finishing: 1 – 3 strokes (without infeed)
- Ensure good coolant supply

Safety information:

- Take note of the safety information, particularly in the case of maximum operating speed of 50 m/s
- See chapter "Safety when grinding" (page 128)

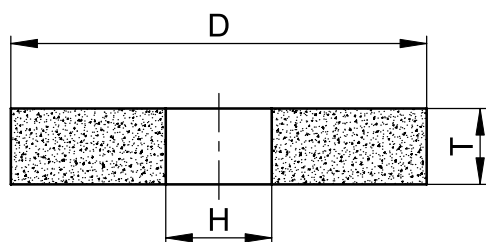




Non and low-alloyed steels



	Alu	Non and low-alloyed steels		High-alloyed steels		HSS	INOX	Cemented carbide	Industrial ceramics	Cast iron	Dry grinding	Wet grinding
		Unhardened	Hardened	Unhardened	Hardened							
89A		●	●	●	●	○						●
93A			●		●	●						●
F13A			●	○	●	○						●

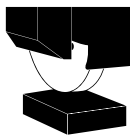


Shape 1

Recommended stock type, shape 1

TYPE NO.	SHAPE	DIAM.	T	H	SPECIFICATION	PU	COMMENTS
441403	1	200	20	51	F13A 46 HH11 V	1	
566308	1	205	13	31,75	89A 46 I8 AV217	1	
664544	1	205	13	31,75	89A 80 J8 AV217	1	
441401	1	225	25	51	F13A 46 HH11 V	1	
498701	1	225	25	51	89A 46 I8 AV217	1	
664545	1	225	25	51	89A 80 J8 AV217	1	
664563	1	225	25	51	93A 46 H8 AV217	1	
664546	1	250	25	51	89A 80 J8 AV217	1	
441399	1	250	25	51	F13A 46 HH11 V	1	
498402	1	250	25	51	93A 46 H8 AV217	1	
331692	1	250	25	76,2	89A 46 I8 AV217	1	
664548	1	250	25	76,2	89A 80 J8 AV217	1	
664566	1	250	25	76,2	93A 46 H8 AV217	1	
469827	1	250	25	76,2	F13A 46 HH11 V	1	
351901	1	300	30	76,2	89A 46 I8 AV217	1	
664549	1	300	30	76,2	89A 80 J8 AV217	1	
849597	1	300	30	76,2	93A 46 H8 AV217	1	
365997	1	300	30	76,2	F13A 46 HH11 V	1	
664552	1	300	50	76,2	89A 80 J8 AV217	1	
665267	1	300	50	76,2	F13A 46 HH11 V	1	
936929	1	300	50	127	89A 46 I8 AV217	1	
665269	1	300	50	127	F13A 46 HH11 V	1	
215986	1	350	40	127	89A 46 I8 AV217	1	
666533	1	350	40	127	89A 80 J8 AV217	1	
524016	1	350	40	127	93A 46 H8 AV217	1	
665282	1	350	40	127	F13A 46 HH11 V	1	
56484	1	350	50	127	89A 46 I8 AV217	1	
664558	1	350	50	127	89A 80 J8 AV217	1	
302416	1	355	50	127	89A 46 I8 AV217	1	
357751	1	355	50	127	93A 46 H8 AV217	1	
665294	1	350	50	127	F13A 46 HH11 V	1	
803992	1	400	40	127	89A 46 I8 AV217	1	
666530	1	400	40	127	89A 80 J8 AV217	1	
665295	1	400	40	127	F13A 46 HH11 V	1	
64598	1	400	50	127	89A 46 I8 AV217	1	
666532	1	400	50	127	89A 80 J8 AV217	1	
117241	1	400	50	127	93A 46 H8 AV217	1	
665296	1	400	50	127	F13A 46 HH11 V	1	
140088	1	400	60	127	89A 46 I8 AV217	1	
666529	1	400	60	127	89A 80 J8 AV217	1	
793338	1	400	60	127	93A 46 H8 AV217	1	
295600	1	400	80	127	89A 46 I8 AV217	1	

Grit size 46 for rough operations
Grit size 80 for finer surface finishes



RECIPROCATING SURFACE GRINDING CONVENTIONAL CERAMICS

Breadth of product range*

89A	46	I	8	Stock type
89A	46 – 100	H – J	5 – 9	5 – 6 weeks DP

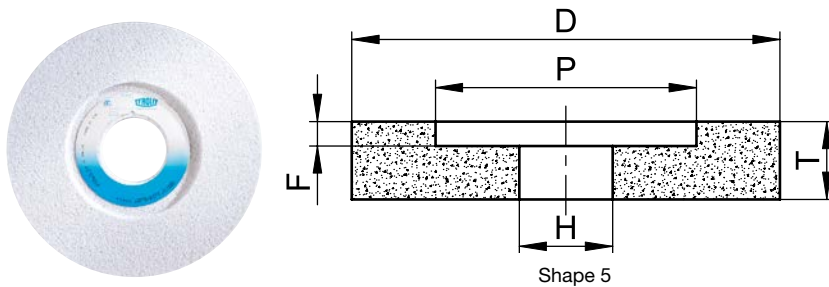
89A	80	J	8	Stock type
89A	46 – 100	H – J	5 – 9	5 – 6 weeks DP

93A	46	H	8	Stock type
93A	46 – 100	H – J	5 – 9	5 – 6 weeks DP

F13A	46	HH	11	Stock type
F13A	46 – 120	FF – HH	11 – 12	5 – 6 weeks DP

Alternative stock type, shape 1

TYPE NO.	SHAPE	DIAM.	T	H	SPECIFICATION	PU	COMMENTS
32963	1	125	10	25	89A 46 I7 V217	1	
32965	1	150	13	32	89A 60 J7 V217	1	
850504	1	180	13	31,75	89A 60 K5 AV217	1	
33502	1	250	40	76,2	88A 46 J7 V217	1	
228819	1	250	40	76,2	89A 46 J7 V217	1	
45701	1	300	30	76,2	87A 36 J7 AV217	1	
96235	1	350	40	127	87A 36 J7 AV217	1	
61571	1	350	50	127	88A 46 J7 V217	1	
12950	1	400	50	127	87A 36 J7 AV217	1	



Recommended stock type, shape 5

TYPE NO.	SHAPE	DIAM.	T	H	P X F	SPECIFICATION	PU	COMMENTS
260141	5	300	50	76,2	155 x 10	89A 46 I8 AV217	1	
664584	5	300	50	76,2	155 x 10	89A 80 J8 AV217	1	
664478	5	300	50	76,2	155 x 10	F13A 46 HH11 V	1	
664574	5	300	50	127	190 x 10	89A 46 I8 AV217	1	
664626	5	300	50	127	190 x 10	89A 80 J8 AV217	1	
664642	5	300	50	127	190 x 10	93A 46 H8 AV217	1	
467466	5	350	50	127	200 x 10	89A 46 I8 AV217	1	
231513	5	350	50	127	200 x 10	93A 46 H8 AV217	1	
665297	5	350	50	127	200 x 10	F13A 46 HH11 V	1	
548613	5	400	50	127	200 x 10	89A 46 I8 AV217	1	
557153	5	400	50	127	200 x 10	93A 46 H8 AV217	1	
593712	5	400	50	127	200 x 10	F13A 46 HH11 V	1	
664632	5	400	60	127	200 x 10	89A 80 J8 AV217	1	
664643	5	400	60	127	200 x 10	93A 46 H8 AV217	1	

Grit size 46 for rough operations
Grit size 80 for finer surface finishes

Breadth of product range*

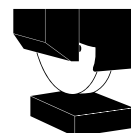
89A	46	I	8	Stock type
89A	46 – 60	H – J	5 – 9	5 – 6 weeks DP

89A	80	J	8	Stock type
89A	70 – 100	H – J	5 – 9	5 – 6 weeks DP

93A	46	H	8	Stock type
93A	46 – 100	H – J	5 – 9	5 – 6 weeks DP

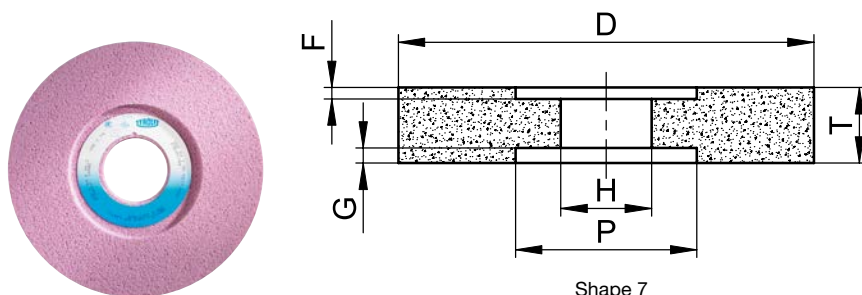
F13A	46	HH	11	Stock type
F13A	46 – 120	FF – HH	11 – 12	5 – 6 weeks DP

* For production reasons, the minimum quantity ordered may differ from non-stock types.



Alternative stock type, shape 5

TYPE NO.	SHAPE	DIAM.	T	H	P X F	SPECIFICATION	PU	COMMENTS
235262	5	350	50	127	190 x 10	87A 36 J8 AV217	1	
369514	5	350	50	127	190 x 10	89A 46 I8 AV237-P22	1	
235264	5	400	50	127	200 x 10	87A 36 J8 AV217	1	
123064	5	400	50	127	200 x 10	89A 46 I8 AV237-P22	1	
658122	5	400	50	127	190 x 10	93A 46 I8 AV217	1	



Shape 7

Recommended stock type, shape 7

TYPE NO.	SHAPE	DIAM.	T	H	P X F / G	SPECIFICATION	PU	COMMENTS
665281	7	300	50	76,2	155 x 10 / 10	89A 46 I8 AV217	1	Grit size 46 for rough operations Grit size 80 for finer surface finishes
664648	7	300	50	76,2	155 x 10 / 10	89A 80 J8 AV217	1	
109336	7	300	50	76,2	155 x 10 / 10	93A 46 H8 AV217	1	
664506	7	300	50	76,2	155 x 10 / 10	F13A 46 HH11 V	1	
665287	7	350	50	127	200 x 10 / 10	89A 46 I8 AV217	1	
665285	7	350	50	127	200 x 10 / 10	F13A 46 HH11 V	1	
664645	7	400	60	127	200 x 10 / 10	89A 46 I8 AV217	1	
664657	7	400	60	127	200 x 10 / 10	93A 46 H8 AV217	1	
664646	7	400	80	127	190 x 15 / 15	89A 46 I8 AV217	1	
664656	7	400	80	127	190 x 15 / 15	89A 80 J8 AV217	1	
664658	7	400	80	127	190 x 15 / 15	93A 46 H8 AV217	1	
665278	7	400	80	127	190 x 15 / 15	F13A 46 HH11 V	1	
664647	7	400	100	127	200 x 20 / 30	89A 46 I8 AV217	1	

Breadth of product range*

89A	46	I	8	Stock type
89A	46 - 100	H - J	5 - 9	5 - 6 weeks DP

89A	80	J	8	Stock type
89A	46 - 100	H - J	5 - 9	5 - 6 weeks DP

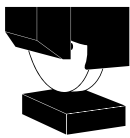
93A	46	H	8	Stock type
93A	46 - 100	H - J	5 - 9	5 - 6 weeks DP

F13A	46	HH	11	Stock type
F13A	46 - 120	FF - HH	11 - 12	5 - 6 weeks DP

* For production reasons, the minimum quantity ordered may differ from non-stock types.

Alternative stock type, shape 7

TYPE NO.	SHAPE	DIAM.	T	H	P X F / G	SPECIFICATION	PU	COMMENTS
8749	7	300	50	76,2	155 x 10 / 10	50A 36 J8 AV217	1	
265130	7	300	50	76,2	154 x 11 / 18	88A 36 J7 V217	1	
641286	7	300	50	76,2	155 x 10 / 10	89A 60 I10 AV217	1	
493780	7	400	63	127	200 x 10 / 10	89A 46 I10 AV237	1	
235260	7	400	75	127	200 x 10 / 20	89A 46 I8 AV237-P22	1	
122991	7	400	75	127	200 x 10 / 20	89A 46 H8 AV227	1	
235261	7	400	75	127	200 x 10 / 20	93A 46 I8 AV217	1	
67472	7	400	100	127	200 x 20 / 35	89A 46 H8 AV217	1	
63824	7	400	100	152,4	220 x 15 / 15	89A 46 I8 AV237-P22	1	

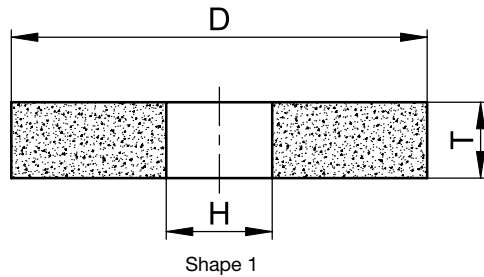


RECIPROCATING SURFACE GRINDING CONVENTIONAL CERAMICS

High-alloyed steels and HSS

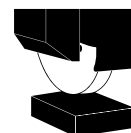


	Alu	Non and low-alloyed steels		High-alloyed steels		HSS	INOX	Cemented carbide	Industrial ceramics	Cast iron	Dry grinding	Wet grinding
		Unhardened	Hardened	Unhardened	Hardened							
454A, 97A			○		●	●	●					●



Recommended stock type, shape 1

TYPE NO.	SHAPE	DIAM.	T	H	SPECIFICATION	PU	COMMENTS
34074250	1	200	13	32	454A 60 J10 V3	1	For achievable surface finishes (standard values), see table on page 127
306283	1	200	20	32	454A 60 J10 V3	1	
34074562	1	200	20	51	454A 60 J10 V3	1	
441342	1	200	20	51	97A 46 H8 AV237	1	
162057	1	200	25	76,2	454A 60 J10 V3	1	
664623	1	205	13	31,75	454A 60 J10 V3	1	
664401	1	205	13	31,75	97A 46 H8 AV237	1	
664405	1	205	13	31,75	97A 80 H8 AV237	1	
487597	1	225	20	51	454A 60 J10 V3	1	
664383	1	225	25	51	454A 60 J10 V3	1	
228481	1	225	25	51	97A 46 H8 AV237	1	
664406	1	225	25	51	97A 80 H8 AV237	1	
664384	1	250	25	51	454A 60 J10 V3	1	
85536	1	250	25	51	97A 46 H8 AV237	1	
664407	1	250	25	51	97A 80 H8 AV237	1	
664389	1	250	25	76,2	454A 60 J10 V3	1	
248826	1	250	25	76,2	97A 46 H8 AV237	1	
664409	1	250	25	76,2	97A 80 H8 AV237	1	
664390	1	300	30	76,2	454A 60 J10 V3	1	
664402	1	300	30	76,2	97A 46 H8 AV237	1	
664410	1	300	30	76,2	97A 80 H8 AV237	1	
664391	1	300	50	76,2	454A 60 J10 V3	1	
635305	1	300	50	76,2	97A 46 H8 AV237	1	
311791	1	300	50	76,2	97A 80 H8 AV237	1	
664393	1	300	50	127	454A 60 J10 V3	1	
441348	1	300	50	127	97A 46 H8 AV237	1	
664412	1	300	50	127	97A 80 H8 AV237	1	
494874	1	350	40	127	454A 60 J10 V3	1	
441350	1	350	40	127	97A 46 H8 AV237	1	
664419	1	350	40	127	97A 80 H8 AV237	1	
664394	1	350	50	127	454A 60 J10 V3	1	
441351	1	350	50	127	97A 46 H8 AV237	1	
664420	1	350	50	127	97A 80 H8 AV237	1	
664396	1	400	40	127	454A 60 J10 V3	1	
524159	1	400	40	127	97A 46 H8 AV237	1	
664423	1	400	40	127	97A 80 H8 AV237	1	



Recommended stock type, shape 1

TYPE NO.	SHAPE	DIAM.	T	H	SPECIFICATION	PU	COMMENTS
664397	1	400	50	127	454A 60 J10 V3	1	For achievable surface finishes (standard values), see table on page 127
630054	1	400	50	127	97A 46 H8 AV237	1	
664426	1	400	50	127	97A 80 H8 AV237	1	
333396	1	400	60	127	454A 60 J10 V3	1	
664398	1	400	80	127	454A 60 J10 V3	1	
476380	1	400	80	127	97A 46 H8 AV237	1	
361668	1	500	80	203,2	89A 54 H10 AV2	1	

Breadth of product range*

454A	60	J	10	Stock type
454A	46 – 80	I – K	8 – 11	5 – 6 weeks DP

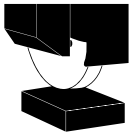
97A	46	H	8	Stock type
97A	46 – 100	H – J	5 – 9	5 – 6 weeks DP

97A	80	H	8	Stock type
97A	46 – 100	H – J	5 – 9	5 – 6 weeks DP

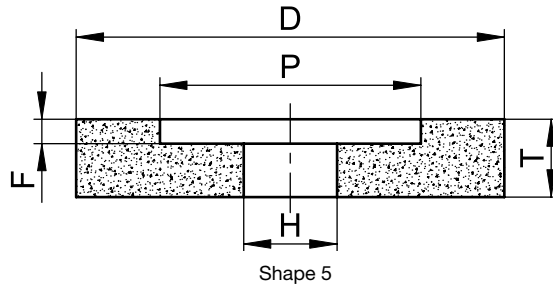

* For production reasons, the minimum quantity ordered may differ from non-stock types.

Alternative stock type, shape 1

TYPE NO.	SHAPE	DIAM.	T	H	SPECIFICATION	PU	COMMENTS
314990	1	180	13	32	89A 60 I7 AV237	1	
34074549	1	180	13	32	454A 60 J10 V3	1	
305234	1	180	13	32	454A 120 I5 V3	1	
749042	1	180	16	32	92A 60 H23 V237-W4	1	
344194	1	180	16	32	89A 46 I7 AV237	1	
34074261	1	180	16	32	454A 60 J10 V3	1	
34074262	1	180	20	32	454A 60 J10 V3	1	
344195	1	180	20	32	89A 46 I7 AV237	1	
180994	1	200	10	51	454A 60 L 5 V3	1	
749043	1	200	13	32	92A 60 2 H23 V237W4	1	
494254	1	200	20	31,75	454A 60 L7 G V3	1	
305260	1	200	20	32	454A 46 L7 G V3	1	
34162515	1	200	20	51	454A 46 K12 V3 P2	1	
294602	1	200	20	51	454A 46 J10 V3	1	
34162514	1	250	25	76	454A 46 K12 V3 P2	1	
311922	1	250	25	76	454A 46 J10 V3	1	
30271	1	250	25	76	454A 60 L5 V3	1	
34062640	1	250	25	76,2	454A 60 K10 V3	1	
212627	1	250	25	76,2	454A 60 L7 G V3	1	
713071	1	250	25	76,2	97A 46 H8 AV217	1	
305269	1	300	32	127	454A 46 H5 V3	1	
577274	1	300	50	76,2	92A 46 H8 AV217	1	
590725	1	300	50	127	92A 46 H23 V237-W2	1	
305279	1	350	40	127	454A 46 H5 V3	1	
305281	1	350	50	127	454A 46 H5 V3	1	
359223	1	350	50	127	92A 46 H8 AV217	1	
57038	1	350	50	127	97A 46 I8 AV217	1	
305285	1	400	50	127	454A 46 H5 V3	1	
307001	1	400	50	127	89A 46 H8 AV237-P25	1	
259325	1	400	50	127	92A 46 H8 AV217	1	
733646	1	400	50	127	97A 46 H8 AV217	1	
554635	1	400	50	127	97A 46 J9 AV217-P3	1	



RECIPROCATING SURFACE GRINDING CONVENTIONAL CERAMICS



Recommended stock type, shape 5

TYPE NO.	SHAPE	DIAM.	T	H	P x F	SPECIFICATION	PU	COMMENTS
664456	5	300	50	76,2	155 x 10	97A 46 H8 AV237	1	For achievable surface finishes (standard values), see table on page 127
664465	5	300	50	76,2	155 x 10	97A 80 H8 AV237	1	
664451	5	300	50	127	190 x 10	454A 60 J10 V3	1	
664459	5	300	50	127	190 x 10	97A 46 H8 AV237	1	
664452	5	350	50	127	200 x 10	454A 60 J10 V3	1	
441352	5	350	50	127	200 x 10	97A 46 H8 AV237	1	
664474	5	350	50	127	200 x 10	97A 80 H8 AV237	1	
664453	5	400	50	127	200 x 10	454A 60 J10 V3	1	
593711	5	400	50	127	200 x 10	97A 46 H8 AV237	1	
664476	5	400	50	127	200 x 10	97A 80 H8 AV237	1	
664455	5	400	60	127	200 x 10	454A 60 J10 V3	1	
664463	5	400	60	127	200 x 10	97A 46 H8 AV237	1	
664477	5	400	60	127	200 x 10	97A 80 H8 AV237	1	

Breadth of product range*

454A	60	J	10	Stock type
454A	46 – 80	I – K	7 – 11	5 – 6 weeks DP

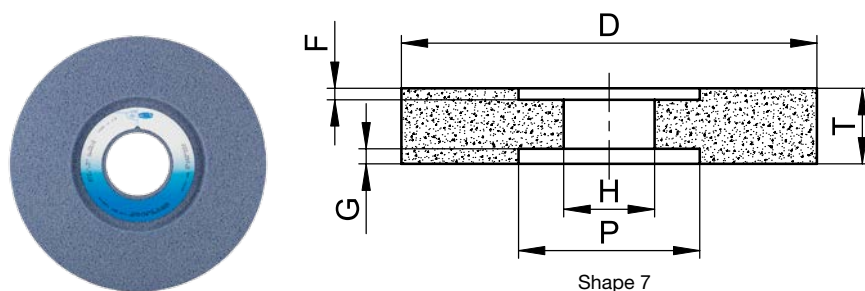
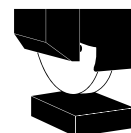
97A	46	H	8	Stock type
97A	46 – 100	H – J	5 – 9	5 – 6 weeks DP

97A	80	H	8	Stock type
97A	46 – 100	H – J	5 – 9	5 – 6 weeks DP

* For production reasons, the minimum quantity ordered may differ from non-stock types.

Alternative stock type, shape 5

TYPE NO.	SHAPE	DIAM.	T	H	P x F	SPECIFICATION	PU	COMMENTS
494274	5	180	25	31,75	105 x 12	454A 60 L7 G V3	1	
280358	5	300	50	127	190 x 10	F16A 60 HH11 V	1	
197044	5	350	50	127	200 x 10	454A 54 J10 V3-P23	1	
12696	5	350	50	127	190 x 10	F16A 60 HH12 V	1	
110964	5	350	50	127	190 x 10	F18A 80 GG11 V	1	
293802	5	400	50	127	190 x 10	454A 46 J10 V3	1	
36579	5	400	50	127	200 x 10	454A 60 J10 V3	1	
657669	5	400	50	127	190 x 10	92A 46 H8 AV217	1	
12695	5	400	50	127	200 x 10	F16A 60 HH12 V	1	
92284	5	400	50	127	200 x 10	F18A 80 GG11 V	1	



Shape 7

Recommended stock type, shape 7

TYPE NO.	SHAPE	DIAM.	T	H	P x F / G	SPECIFICATION	PU	COMMENTS
664485	7	300	50	76,2	155 x 10 / 10	454A 60 J10 V3	1	For achievable surface finishes (standard values), see table on page 127
359403	7	300	50	76,2	155 x 10 / 10	97A 46 H8 AV237	1	
664498	7	300	50	76,2	155 x 10 / 10	97A 80 H8 AV237	1	
566387	7	350	50	127	200 x 10 / 10	97A 46 H8 AV237	1	
664490	7	400	60	127	200 x 10 / 10	454A 60 J10 V3	1	
664497	7	400	60	127	200 x 10 / 10	97A 46 H8 AV237	1	
664493	7	400	80	127	190 x 15 / 15	454A 60 J10 V3	1	
512393	7	400	80	127	190 x 15 / 15	97A 46 H8 AV237	1	
664504	7	400	80	127	190 x 15 / 15	97A 80 H8 AV237	1	

Breadth of product range*

454A	60	J	10	Stock type
454A	46 - 80	I - K	7 - 11	5 - 6 weeks DP

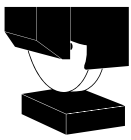
97A	46	H	8	Stock type
97A	46 - 100	H - J	5 - 9	5 - 6 weeks DP

97A	80	H	8	Stock type
97A	46 - 100	H - J	5 - 9	5 - 6 weeks DP

* For production reasons, the minimum quantity ordered may differ from non-stock types.

Alternative stock type, shape 7

TYPE NO.	SHAPE	DIAM.	T	H	P x F / G	SPECIFICATION	PU	COMMENTS
176979	7	300	50	76,2	160 x 10 / 10	454A 46 K8 V3	1	
293865	7	300	50	76,2	155 x 10 / 10	454A 46 J10 V3	1	
657667	7	300	50	76,2	155 x 10 / 10	92A 46 H8 AV217	1	
293867	7	300	50	76,2	155 x 10 / 10	F18A 46 HH12 V	1	
232678	7	400	75	127	215 x 10 / 20	454A 54 K13 V3-P23	1	
94720	7	400	75	127	200 x 10 / 20	F16A 60 HH12 V	1	
232665	7	400	100	152,4	220 x 15 / 15	F18A 70 GG11 V	1	
114648	7	450	76	203,2	280 x 10 / 20	F16A 60 HH12 V45A	1	

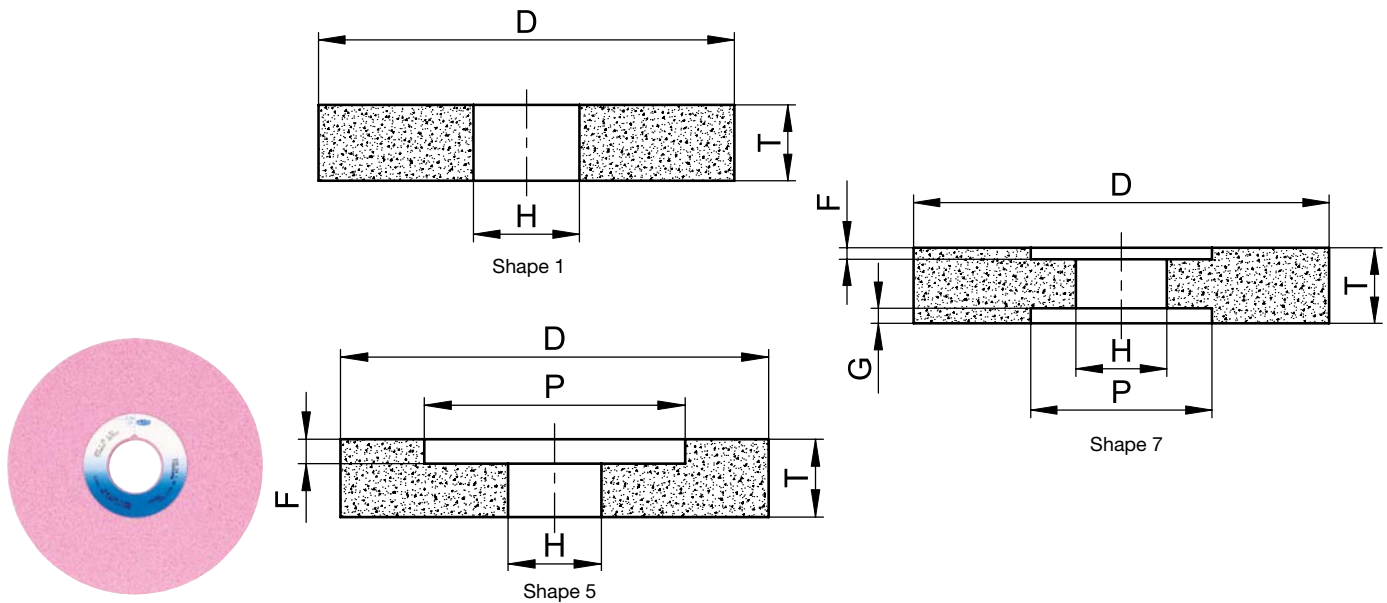


RECIPROCATING SURFACE GRINDING CONVENTIONAL CERAMICS

Stainless steel

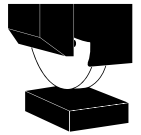


	Alu	Non and low-alloyed steels		High-alloyed steels		HSS	INOX	Cemented carbide	Industrial ceramics	Cast iron	Dry grinding	Wet grinding
		Unhardened	Hardened	Unhardened	Hardened							
80A		○	●	○	○		●					●
454A				●	●	●	●					●



Recommended stock type, shape 1, 5, 7

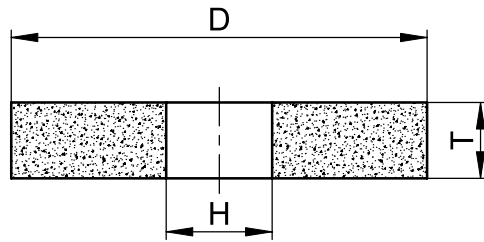
TYPE NO.	SHAPE	DIAM.	T	H	P x F / G	SPECIFICATION	PU	COMMENTS
664383	1	225	25	51		454A 60 J10 V3	1	
664384	1	250	25	51		454A 60 J10 V3	1	
27420	1	400	50	127		80A 54 I9 AV217-P23	1	
664397	1	400	50	127		454A 60 J10 V3	1	
664447	5	300	50	76,2	155 x 10	454A 60 J10 V3	1	
657665	5	400	50	127	190 x 10	80A 54 I9 AV217-P23	1	
36579	5	500	50	127	200 x 10	454A 60 J10 V3	1	
10845	7	300	50	76,2	155 x 10 / 10	80A 54 I9 AV217-P23	1	



Cemented carbide



	Alu	Non and low-alloyed steels		High-alloyed steels		HSS	INOX	Cemented carbide	Industrial ceramics	Cast iron	Dry grinding	Wet grinding
		Unhardened	Hardened	Unhardened	Hardened							
c	○				●	●	○	○	○	●		●



Shape 1

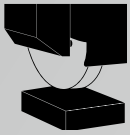
Recommended stock type, shape 1

TYPE NO.	SHAPE	DIAM.	T	H	SPECIFICATION	PU	COMMENTS
664530	1	300	40	127	C80 H8 AV18	1	Maximum operating speed = 50 m/s, also suitable for external cylindrical, structure 8 – limited suitability for nonferrous heavy metals
664531	1	300	50	127	C80 H8 AV18	1	
664535	1	400	40	127	C80 H8 AV18	1	
664536	1	400	50	127	C80 H8 AV18	1	

Breadth of product range*

C	80	H	8	Stock type
C	46 – 180	F – I	5 – 8	5 – 6 weeks DP

* For production reasons, the minimum quantity ordered may differ from non-stock types.



RECIPROCATING SURFACE GRINDING

CBN & DIAMOND RESIN

Product advantages:

- VIB star is a system with vibration dampening cores that ensures a consistent and quiet grinding process
- Lower costs as a result of increased grinding ratio
- Consistent power consumption through constant self-sharpening effect

Application tips:

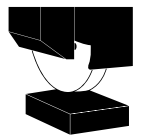
- Table traverse speed: 10 – 20 m/min
- Transverse stroke/overlap rate: 30 – 40% of thickness of diamond section
- Standard value for infeed: 1/10 of grinding grit size (e.g. D126 -> infeed 12 µm)
- Recommended cutting speed for CBN grinding wheels for HSS and high-alloyed tool steel is 22 – 30 m/s
- Recommended cutting speed for diamond grinding wheels for cemented carbide and industrial ceramics is 15 – 25 m/s
- Concentrically trueing and sharpening of wheel before initial use with
 - unhardened structural steel block
 - AV500 dressing device with silicon carbide grinding wheel (see chapter "Dressing and sharpening", page 113)
- Ensure good coolant supply



Safety information:

- Max. peripheral speed = 63 m/s
- Observe safety information
- See chapter "Safety when grinding" (page 128)

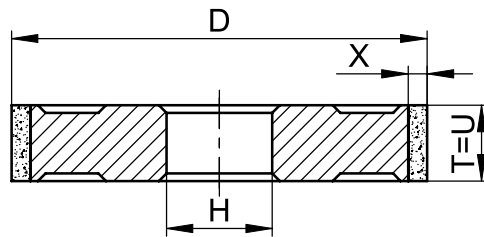




High-alloyed steels and HSS



B	Alu	Non and low-alloyed steels		High-alloyed steels		HSS	INOX	Cemented carbide	Industrial ceramics	Cast iron	Dry grinding	Wet grinding
		Unhardened	Hardened	Unhardened	Hardened							
			○		●	●	○					●



Shape 1A1

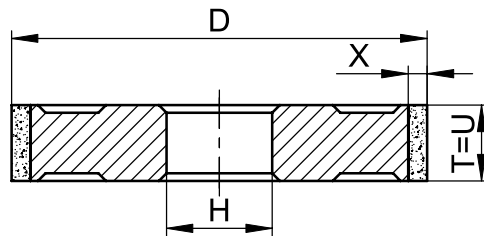
Recommended stock type, shape 1A1

TYPE NO.	SHAPE	DIAM.	T	H	U	X	SPECIFICATION	PU	COMMENTS
914301	1A1	200	15	51	15	3	B126 C50 B VIB-STAR	1	Maximum operating speed = 63 m/s Please observe information on dressing and sharpening of diamond and CBN tools; see chapter "Dressing and sharpening" (page 112 – 117).
485142	1A1	250	15	51	15	3	B126 C50 B VIB-STAR	1	
877158	1A1	300	20	76,2	20	3	B126 C50 B VIB-STAR	1	
394560	1A1	300	20	76,2	20	5	B126 C50 B VIB-STAR	1	
885972	1A1	300	20	127	20	3	B126 C50 B VIB-STAR	1	
366816	1A1	350	20	127	20	3	B126 C50 B VIB-STAR	1	
365327	1A1	350	20	127	20	5	B126 C50 B VIB-STAR	1	
874510	1A1	350	20	127	20	3	B126 C75 B VIB-STAR	1	
872688	1A1	400	20	127	20	3	B126 C50 B VIB-STAR	1	
508495	1A1	400	20	127	20	5	B126 C50 B VIB-STAR	1	
473086	1A1	400	30	127	30	3	B126 C50 B VIB-STAR	1	

Cemented carbide



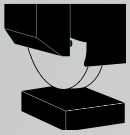
Diam.	Alu	Non and low-alloyed steels		High-alloyed steels		HSS	INOX	Cemented carbide	Industrial ceramics	Cast iron	Dry grinding	Wet grinding
		Unhardened	Hardened	Unhardened	Hardened							
								●	●			●



Shape 1A1

Recommended stock type, shape 1A1

TYPE NO.	SHAPE	DIAM.	T	H	U	X	SPECIFICATION	PU	COMMENTS
914284	1A1	200	10	51	10	3	D126 C75 B VIB-STAR	1	Maximum operating speed = 63 m/s Please observe information on dressing and sharpening of diamond and CBN tools; see chapter "Dressing and sharpening" (page 112 – 117).
872702	1A1	250	15	51	15	3	D126 C75 B VIB-STAR	1	
897485	1A1	300	20	76,2	20	3	D126 C75 B VIB-STAR	1	
907436	1A1	300	15	127	15	3	D126 C75 B VIB-STAR	1	
914288	1A1	300	20	127	20	3	D126 C75 B VIB-STAR	1	
924298	1A1	350	20	127	20	3	D126 C75 B VIB-STAR	1	
914293	1A1	400	20	127	20	3	D126 C75 B VIB-STAR	1	



PROFILE SURFACE GRINDING CONVENTIONAL CERAMICS

Product advantages:

- Special aluminium oxide profile grinding wheels with highly porous structure
- Optimum profile retention
- Minimum dressing diamond wear

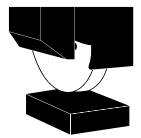
Application tips:

- Recommended operating speed: 25 – 30 m/s
- Infeed: 0.003 – 0.1 mm/stroke
- Traverse speed: 10 – 20 m/min
- Ensure good coolant supply
- For optimised dressing, see page 124 to 126

Safety information:

- Observe safety information
- See chapter "Safety when grinding" (page 128)

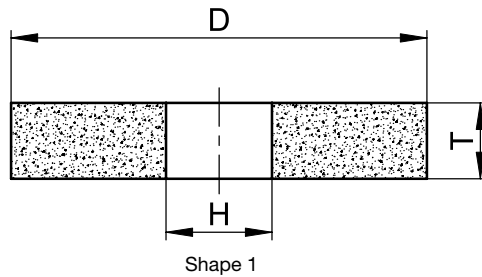




High-alloyed steels



	Alu	Non and low-alloyed steels		High-alloyed steels		HSS	INOX	Cemented carbide	Industrial ceramics	Cast iron	Dry grinding	Wet grinding
		Unhardened	Hardened	Unhardened	Hardened							
80A		○	●	○	●		●					●
C (nitriding steel)					●	●	○	●	○			●



Recommended stock type, shape 1

TYPE NO.	SHAPE	DIAM.	T	H	SPECIFICATION	PU	COMMENTS
163110	1	225	25	51	80A 80 J9 AV17-P25	1	
148656	1	250	20	51	80A 120 J9 AV17-P8	1	
337183	1	250	20	51	C180 F8 AV18-P8	1	for nitriding steel

Breadth of product range*

C	180	F	8	Stock type
C	120 – 180	F	8	5 – 6 weeks DP

* For production reasons, the minimum quantity ordered may differ from non-stock types.

Alternative stock type, shape 1

TYPE NO.	SHAPE	DIAM.	T	H	SPECIFICATION	PU	COMMENTS
876616	1	180	6	32	80A 120 I7 GV112	1	
876613	1	180	8	32	80A 120 I7 GV112	1	
876590	1	180	10	32	80A 120 I7 GV112	1	
876618	1	180	10	32	80A 80 I7 GV111	1	
876591	1	180	13	32	80A 80 I7 GV111	1	
876610	1	180	13	32	80A 120 I7 GV112	1	
688752	1	200	10	32	80A 80 I7 GV111	1	
876619	1	200	10	32	80A 120 I7 GV112	1	
876611	1	200	13	32	80A 120 I7 GV112	1	



SURFACE GRINDING WITH RINGS AND SEGMENTS

CERAMIC / CONVENTIONAL RESIN

Product advantages:

- High stock removal rate
- Self-sharpening
- Cool grinding

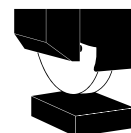
Application tips:

- Recommended operating speed: 25 – 30 m/s
- Traverse speed: 2 – 10 m/min
- Infeed 0.005 – 0.03 mm/stroke
- Sparking out without infeed 1 – 3 strokes
- Ensure good coolant supply

Safety information:

- Observe safety information
- See chapter "Safety when grinding" (page 128)

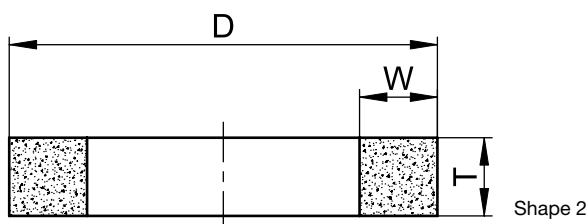




High-alloyed steels and HSS



	Alu	Non and low-alloyed steels		High-alloyed steels		HSS	INOX	Cemented carbide	Industrial ceramics	Cast iron	Dry grinding	Wet grinding
		Unhardened	Hardened	Unhardened	Hardened							
50A		●	○									●
89A cer.			●	○	●	○						●
89A res.			○		●	●						●
97A, 454A			○		●	●	○					●
91A, 92A			●		●	●						●



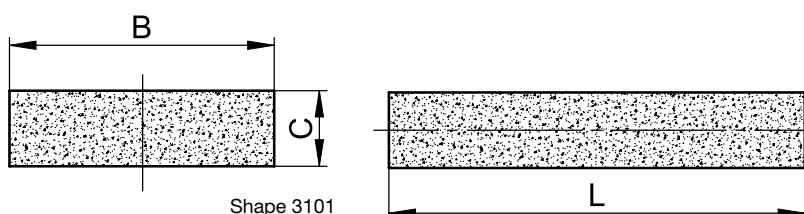
Shape 2

Recommended stock type, shape 2

TYPE NO.	SHAPE	DIAM.	T	W	SPECIFICATION	PU	COMMENTS
664621	2	200	90	20	92A 46 H10 AV237	1	
461733	2	200	90	20	91A 46 G9 AV217	1	
468751	2	200	100	20	89A 46 G10 AV217	1	
664622	2	200	100	20	92A 46 H10 AV237	1	
469614	2	200	100	20	89A 60 G4 B22-W4E	1	Göckel, Reform (planer and chopper knives)
469619	2	250	100	25	89A 60 G4 B22-W4E	1	Göckel, Reform (planer and chopper knives)

Associated adhesives

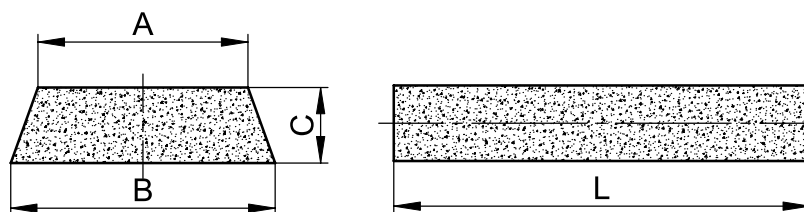
709899		103K02	1	Vinapas adhesive; 0.5 kg
--------	--	--------	---	--------------------------



Shape 3101

Recommended stock type, shape 3101

TYPE NO.	SHAPE	B	C	L	SPECIFICATION	PU	COMMENTS
34040293	3101	80	25	150	454A 36 I12 V3 P2	1	
664628	3101	120	40	200	454A 46 K13 V3	1	
664633	3101	120	40	200	50A 36 I8 AV2	1	
664640	3101	120	40	200	97A 46 G10 AV237	1	



Shape 3109

Recommended stock type, shape 3109

TYPE NO.	SHAPE	B / A	C	L	SPECIFICATION	PU	COMMENTS
229899	3109	103 / 94	38	200	454A 46 K13 V3	1	
664654	3109	103 / 94	38	200	89A 36 I8 AV2	1	
664655	3109	103 / 94	38	200	97A 46 G10 AV237	1	



INTERNAL CYLINDRICAL GRINDING CONVENTIONAL CERAMICS

Product advantages:

- Optimum profile retention
- Low thermal load, cool grinding
- Universal use

Application tips:

- Recommended operating speed: 30 – 50 m/s
- Pre-grinding infeed: 0.02 – 0.05 mm/stroke
- Semi-finish grinding infeed: 0.01 – 0.005 mm/stroke
- Finish grinding infeed: 0.001 – 0.002 mm/stroke
- Spark-out infeed: 5 strokes
- Ensure good coolant supply

Safety information:

- Observe safety information
- See chapter "Safety when grinding" (page 128)

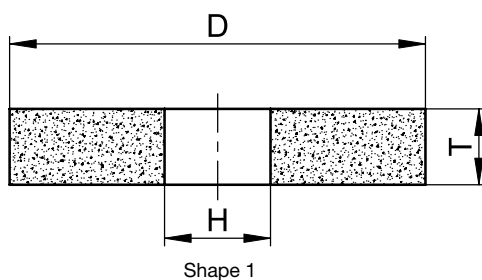




Non and low-alloyed steels



	Alu	Non and low-alloyed steels		High-alloyed steels		HSS	INOX	Cemented carbide	Industrial ceramics	Cast iron	Dry grinding	Wet grinding
		Unhardened	Hardened	Unhardened	Hardened							
89A		○	●	○	○	○				○		●

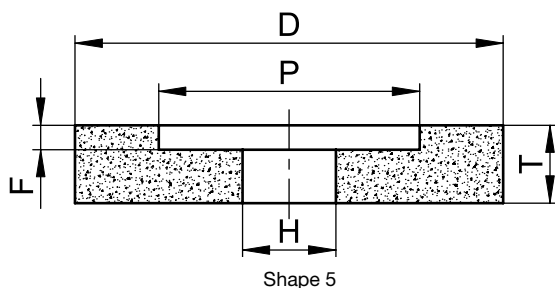


Recommended stock type, shape 1

TYPE NO.	SHAPE	DIAM.	T	H	SPECIFICATION	PU	COMMENTS
234391	1	15	15	6	89A 60 J5 V111	25	Maximum operating speed 50 m/s
807005	1	15	15	6	89A 80 I5 V111	25	
234390	1	20	20	6	89A 60 J5 V111	25	
664711	1	20	20	6	89A 80 I5 V111	25	
664699	1	25	25	6	89A 60 J5 V111	10	
664712	1	25	25	6	89A 80 I5 V111	10	
807013	1	25	25	8	89A 60 J5 V111	10	
664715	1	25	25	8	89A 80 I5 V111	10	
795621	1	25	25	10	89A 60 J5 V111	10	
664716	1	25	25	10	89A 80 I5 V111	10	
664717	1	30	30	10	89A 80 I5 V111	10	
445055	1	32	25	10	89A 60 J5 V111	10	
664704	1	32	32	10	89A 60 J5 V111	10	
563191	1	32	32	10	89A 80 I5 V111	10	
664706	1	40	40	13	89A 60 J5 V111	10	
664719	1	40	40	13	89A 80 I5 V111	10	
234387	1	50	40	16	89A 60 J5 V111	10	
664721	1	50	40	16	89A 80 I5 V111	10	
664708	1	50	50	16	89A 60 J5 V111	10	
664722	1	50	50	16	89A 80 I5 V111	10	



INTERNAL CYLINDRICAL GRINDING CONVENTIONAL CERAMICS



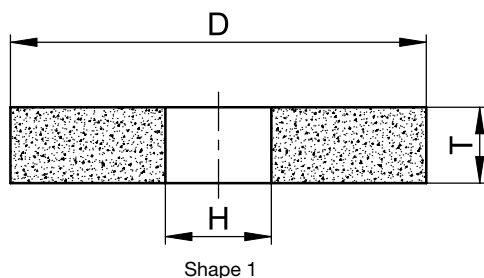
Recommended stock type, shape 5

TYPE NO.	SHAPE	DIAM.	T	H	P x F	SPECIFICATION	PU	COMMENTS
664768	5	20	20	6	13 x 7	89A 60 J5 V111	25	Maximum operating speed 50 m/s
664787	5	20	20	6	13 x 7	89A 80 I5 V111	25	
664771	5	25	25	6	12 x 13	89A 60 J5 V111	10	
664791	5	25	25	6	12 x 13	89A 80 I5 V111	10	
664772	5	25	25	10	16 x 10	89A 60 J5 V111	10	
664792	5	25	25	10	16 x 10	89A 80 I5 V111	10	
664777	5	32	32	10	18 x 16	89A 60 J5 V111	10	
664793	5	32	32	10	18 x 16	89A 80 I5 V111	10	
664780	5	40	40	13	20 x 20	89A 60 J5 V111	10	
664794	5	40	40	13	20 x 20	89A 80 I5 V111	10	
664783	5	50	40	16	30 x 13	89A 60 J5 V111	10	
664795	5	50	40	16	30 x 13	89A 80 I5 V111	10	
664785	5	50	50	16	25 x 25	89A 60 J5 V111	10	
664796	5	50	50	16	25 x 25	89A 80 I5 V111	10	

High-alloyed steels and HSS



	Alu	Non and low-alloyed steels		High-alloyed steels		HSS	INOX	Cemented carbide	Industrial ceramics	Cast iron	Dry grinding	Wet grinding
		Unhardened	Hardened	Unhardened	Hardened							
97A, AT			●		●	●	○					●



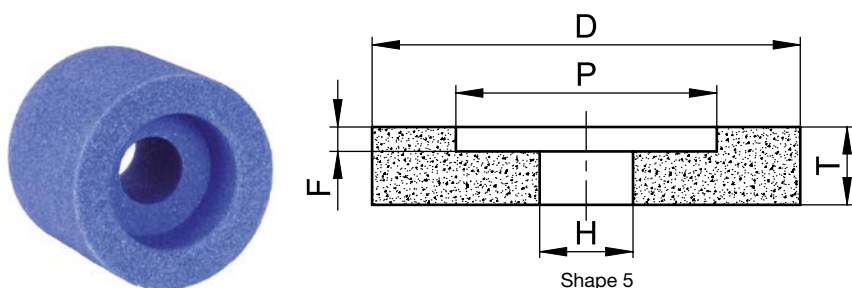
Recommended stock type, shape 1

TYPE NO.	SHAPE	DIAM.	T	H	SPECIFICATION	PU	COMMENTS
781647	1	15	15	6	97A 80 I5 V112	25	Maximum operating speed 80 m/s
664683	1	15	15	6	AT 60 J6 VCOL	25	
781649	1	20	20	6	97A 80 I5 V112	25	
664684	1	20	20	6	AT 60 J6 VCOL	25	
664666	1	25	25	6	97A 80 I5 V112	10	
664685	1	25	25	6	AT 60 J6 VCOL	10	
664668	1	25	25	8	97A 80 I5 V112	10	
664686	1	25	25	8	AT 60 J6 VCOL	10	
664669	1	25	25	10	97A 80 I5 V112	10	
664689	1	25	25	10	AT 60 J6 VCOL	10	
664670	1	30	30	10	97A 80 I5 V112	10	
664692	1	30	30	10	AT 60 J6 VCOL	10	
664672	1	32	25	10	97A 80 I5 V112	10	



Recommended stock type, shape 1

TYPE NO.	SHAPE	DIAM.	T	H	SPECIFICATION	PU	COMMENTS
664693	1	32	25	10	AT 60 J6 VCOL	10	Maximum operating speed 80 m/s
664673	1	32	32	10	97A 80 I5 V112	10	
664694	1	32	32	10	AT 60 J6 VCOL	10	
747519	1	32	32	10	97A 60 K6 V112	10	
747522	1	40	25	10	97A 60 K6 V112	10	
664675	1	40	40	13	97A 80 I5 V112	10	
664695	1	40	40	13	AT 60 J6 VCOL	10	
664677	1	50	40	16	97A 80 I5 V112	10	
664696	1	50	40	16	AT 60 J6 VCOL	10	
664679	1	50	50	16	97A 80 I5 V112	10	
664697	1	50	50	16	AT 60 J6 VCOL	10	



Recommended stock type, shape 5

TYPE NO.	SHAPE	DIAM.	T	H	P x F	SPECIFICATION	PU	COMMENTS
664728	5	20	20	6	13 x 7	97A 80 I5 V112	25	Maximum operating speed 80 m/s
664757	5	20	20	6	13 x 7	AT 60 J6 VCOL	25	
664737	5	25	25	6	12 x 13	97A 80 I5 V112	10	
664759	5	25	25	6	12 x 13	AT 60 J6 VCOL	10	
664738	5	25	25	10	16 x 10	97A 80 I5 V112	10	
664760	5	25	25	10	16 x 10	AT 60 J6 VCOL	10	
664742	5	32	32	10	18 x 16	97A 80 I5 V112	10	
664761	5	32	32	10	18 x 16	AT 60 J6 VCOL	10	
664744	5	40	40	13	20 x 20	97A 80 I5 V112	10	
664764	5	40	40	13	20 x 20	AT 60 J6 VCOL	10	
664746	5	50	40	16	30 x 13	97A 80 I5 V112	10	
664766	5	50	40	16	30 x 13	AT 60 J6 VCOL	10	
664749	5	50	50	16	25 x 25	97A 80 I5 V112	10	
664767	5	50	50	16	25 x 25	AT 60 J6 VCOL	10	

Alternative stock type, shape 5

TYPE NO.	SHAPE	DIAM.	T	H	P x F	SPECIFICATION	PU	COMMENTS
747511	5	20	20	6	13 x 7	97A 60 K6 V112	10	Maximum operating speed 80 m/s
293798	5	25	25	10	16 x 10	454A 100 K9 V3	10	
747516	5	25	25	10	16 x 10	97A 60 K6 V112	10	
747526	5	40	32	16	25 x 13	97A 60 K6 V112	10	
232811	5	40	40	10	16 x 20	455A 80 L6 V3	10	
747530	5	50	40	16	30 x 13	97A 60 K6 V112	10	



INTERNAL CYLINDRICAL GRINDING

CBN & DIAMOND - GALVANIC / RESIN

Product advantages:


- Compared to conventional grinding tools, diamond and CBN tools are characterised by a better lifetime and shorter grinding times.
- Improved dimensional accuracy as a result of long tool life

Application tips:

- Recommended cutting speed for HSS and high-alloyed tool steel is 15 – 35 m/s
- Recommended cutting speed for cemented carbide and industrial ceramics is 15 – 25 m/s
- Cooling with emulsion recommended

Safety information:

- Observe safety information
- See chapter "Safety when grinding" (page 128)

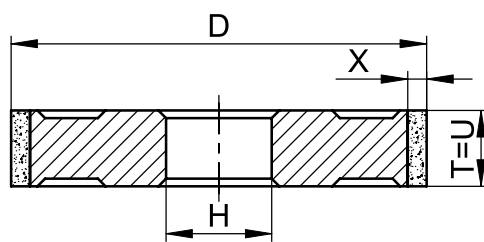




High-alloyed steels and HSS



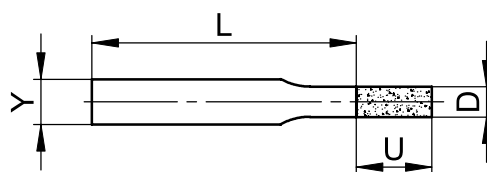
B	Alu	Non and low-alloyed steels		High-alloyed steels		HSS	INOX	Cemented carbide	Industrial ceramics	Cast iron	Dry grinding	Wet grinding
		Unhardened	Hardened	Unhardened	Hardened							
			○		●	●	○				○	●



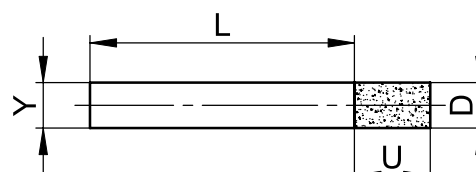
Shape 1A1

Recommended stock type, shape 1A1

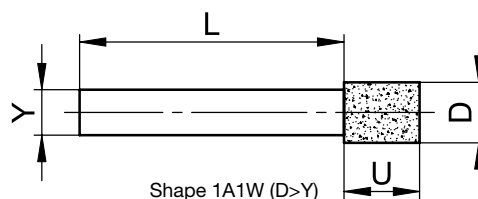
TYPE NO.	SHAPE	DIAM.	T	H	U	X	SPECIFICATION	PU	COMMENTS
384481	1A1	12	10	6	10	2	B126 C75 B54	1	CBN-resin bonded
34937	1A1	15	10	6	10	2	B126 C75 B54	1	
127356	1A1	20	10	6	10	2	B126 C75 B54	1	
55282	1A1	25	10	8	10	3	B126 C75 B54	1	
43017	1A1	30	10	10	10	3	B126 C75 B54	1	
467422	1A1	40	10	10	10	3	B126 C75 B54	1	



Shape 1A1W (D<Y)



Shape 1A1W (D=Y)



Shape 1A1W (D>Y)

Recommended stock type, shape 1A1W

TYPE NO.	SHAPE	DIAM.	U	Y x L	SPECIFICATION	PU	COMMENTS
477403	1A1W	1,5	4	S3 x 50	B91 GST	5	CBN galvanic-bonded CBN layer, single
477406	1A1W	2	4	S3 x 50	B91 GST	5	
477407	1A1W	2,5	4	S3 x 50	B91 GST	5	
477409	1A1W	3	5	S3 x 50	B91 GST	5	
477411	1A1W	4	5	S3 x 50	B126 GST	5	
477412	1A1W	5	7	S3 x 50	B126 GST	5	
477413	1A1W	6	7	S6 x 50	B126 GST	5	
477414	1A1W	7	8	S6 x 50	B126 GST	5	
477416	1A1W	8	10	S6 x 50	B126 GST	5	
477418	1A1W	12	10	S6 x 50	B151 GST	5	



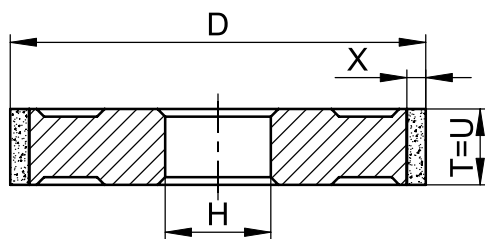
INTERNAL CYLINDRICAL GRINDING

CBN & DIAMOND - GALVANIC / RESIN

Cemented carbide and industrial ceramics



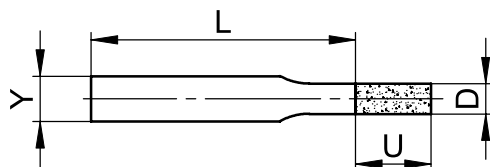
D	Alu	Non and low-alloyed steels		High-alloyed steels		HSS	INOX	Cemented carbide	Industrial ceramics	Cast iron	Dry grinding	Wet grinding
		Unhardened	Hardened	Unhardened	Hardened							
								●	●		○	●



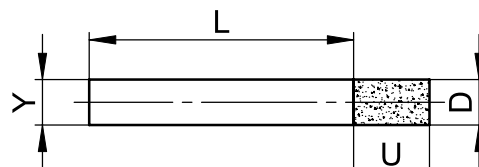
Shape 1A1

Recommended stock type, shape 1A1

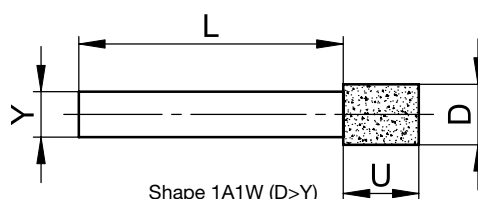
TYPE NO.	SHAPE	DIAM.	T	H	U	X	SPECIFICATION	PU	COMMENTS
786986	1A1	12	10	6	10	2	D91 C75 B	1	Diamond resin-bonded
786952	1A1	15	10	6	10	2	D91 C75 B	1	
786953	1A1	20	10	6	10	2	D91 C75 B	1	
665019	1A1	25	10	8	10	3	D91 C75 B	1	
319980	1A1	30	10	10	10	3	D91 C75 B	1	
34172349	1A1	40	10	10	10	3	D91 C75 B	1	



Shape 1A1W (D<Y)



Shape 1A1W (D=Y)



Shape 1A1W (D>Y)

Recommended stock type, shape 1A1W

TYPE NO.	SHAPE	DIAM.	U	Y x L	SPECIFICATION	PU	COMMENTS
477335	1A1W	1	4	S3 x 50	D91 XGST	5	Diamond galvanic-bonded Diamond layer, single
477342	1A1W	2	4	S3 x 50	D91 XGST	5	
477346	1A1W	3	5	S3 x 50	D91 XGST	5	
477349	1A1W	4	5	S3 x 50	D126 XGST	5	
477352	1A1W	6	7	S6 x 50	D126 XGST	5	
477356	1A1W	8	10	S6 x 50	D126 XGST	5	
477358	1A1W	10	10	S6 x 50	D151 XGST	5	
477360	1A1W	15	10	S6 x 50	D151 XGST	5	



HAND HELD GRINDING

TYROLIT offers a wide range of hand-operated tools, both in aluminium oxide and silicon carbide, depending on the application.

Information on specification

Files, bench stones, knife blade files and hollow chisel stones:

- COARSE = grit size 120
- MEDIUM = grit size 240
- FINE = grit size 400
- SUPER = grit size 1200 (shape 90B, 90HM)

Combination stones

- COMBI = grit size 120/400

TYFIX Hand rubbing bricks

- For improving surface (removal of rust, colour, contamination)
- MEDIUM = grit size 100
- FINE = grit size 240

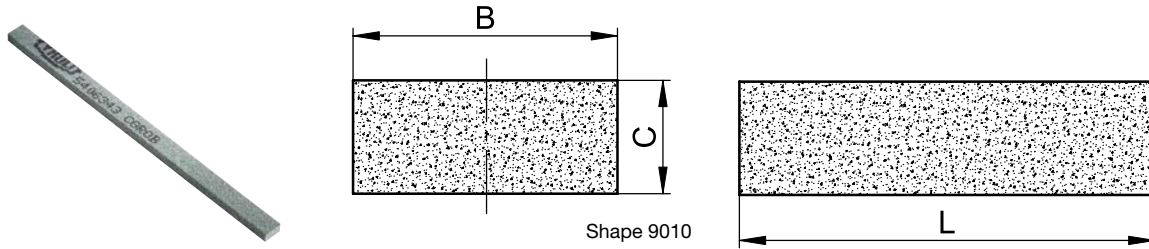
Safety information:

- Observe safety information
- See chapter "Safety when grinding" (page 128)





Vitrified-bonded

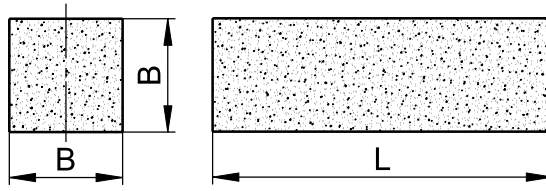



Flat files, shape 9010

TYPE NO.	SHAPE	B	C	L	SPECIFICATION	PU	COMMENTS
548	9010	6	3	100	89A MEDIUM	10	COARSE = Grit size 120 MEDIUM = Grit size 240 FINE = Grit size 400
547	9010	6	3	100	89A FINE	10	
556	9010	6	3	100	C COARSE	10	
557	9010	6	3	100	C MEDIUM	10	
555	9010	6	3	100	C FINE	10	
550	9010	10	5	100	89A MEDIUM	10	
549	9010	10	5	100	89A FINE	10	
559	9010	10	5	100	C COARSE	10	
560	9010	10	5	100	C MEDIUM	10	
558	9010	10	5	100	C FINE	10	
552	9010	13	6	150	89A MEDIUM	10	
551	9010	13	6	150	89A FINE	10	
562	9010	13	6	150	C COARSE	10	
563	9010	13	6	150	C MEDIUM	10	
561	9010	13	6	150	C FINE	10	
554	9010	30	13	200	89A MEDIUM	10	
566	9010	30	13	200	C MEDIUM	10	
564	9010	30	13	200	C FINE	10	



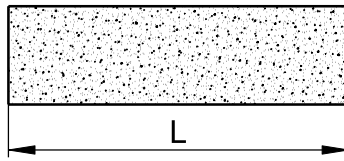
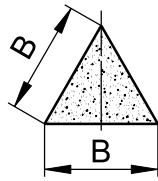
HAND HELD GRINDING



Shape 9011

Square files, shape 9011

TYPE NO.	SHAPE	B	L	SPECIFICATION	PU	COMMENTS
729	9011	6	100	89A MEDIUM	10	COARSE = Grit size 120 MEDIUM = Grit size 240 FINE = Grit size 400
728	9011	6	100	89A FINE	10	
749	9011	6	100	C MEDIUM	10	
747	9011	6	100	C FINE	10	
732	9011	10	100	89A MEDIUM	10	
733	9011	10	100	89A FINE	10	
754	9011	10	100	C MEDIUM	10	
752	9011	10	100	C FINE	10	
739	9011	13	150	89A MEDIUM	10	
738	9011	13	150	89A FINE	10	
760	9011	13	150	C MEDIUM	10	
758	9011	13	150	C FINE	10	
742	9011	16	150	89A MEDIUM	10	
741	9011	16	150	89A FINE	10	
763	9011	16	150	C MEDIUM	10	
761	9011	16	150	C FINE	10	
746	9011	20	200	89A MEDIUM	10	
6341	9011	20	200	89A FINE	10	
768	9011	20	200	C COARSE	10	
769	9011	20	200	C MEDIUM	10	
767	9011	20	200	C FINE	10	

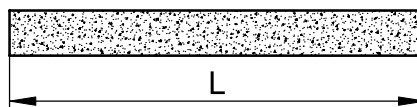
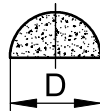


Shape 9020

Triangular files, shape 9020

TYPE NO.	SHAPE	B	L	SPECIFICATION	PU	COMMENTS
501	9020	6	100	89A MEDIUM	10	MEDIUM = Grit size 240 FINE = Grit size 400
519	9020	6	100	C MEDIUM	10	
518	9020	6	100	C FINE	10	
504*	9020	10	100	89A MEDIUM	10	
505	9020	10	100	89A FINE	10	
525	9020	10	100	C MEDIUM	10	
523	9020	10	100	C FINE	10	
510*	9020	13	150	89A MEDIUM	10	
511	9020	13	150	89A FINE	10	
533	9020	13	150	C MEDIUM	10	
531	9020	13	150	C FINE	10	
512*	9020	16	150	89A MEDIUM	10	
8807*	9020	16	150	89A FINE	10	
536	9020	16	150	C MEDIUM	10	
534	9020	16	150	C FINE	10	
516	9020	20	200	89A MEDIUM	10	
8808	9020	20	200	89A FINE	10	
542	9020	20	200	C MEDIUM	10	
540	9020	20	200	C FINE	10	

* machined



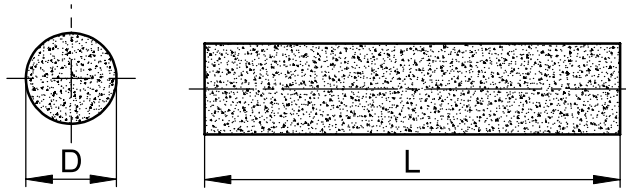
Shape 9040

Half round files, shape 9040

TYPE NO.	SHAPE	DIAM.	L	SPECIFICATION	PU	COMMENTS
6313	9040	6	100	89A MEDIUM	10	MEDIUM = Grit size 240 FINE = Grit size 400
603	9040	10	100	89A MEDIUM	10	
607	9040	13	150	89A MEDIUM	10	
629	9040	13	150	C FINE	10	
610	9040	16	150	89A MEDIUM	10	
633	9040	16	150	C MEDIUM	10	
632	9040	16	150	C FINE	10	
637	9040	20	200	C MEDIUM	10	



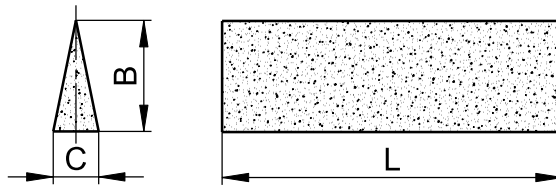
HAND HELD GRINDING



Shape 9030

Round files, shape 9030

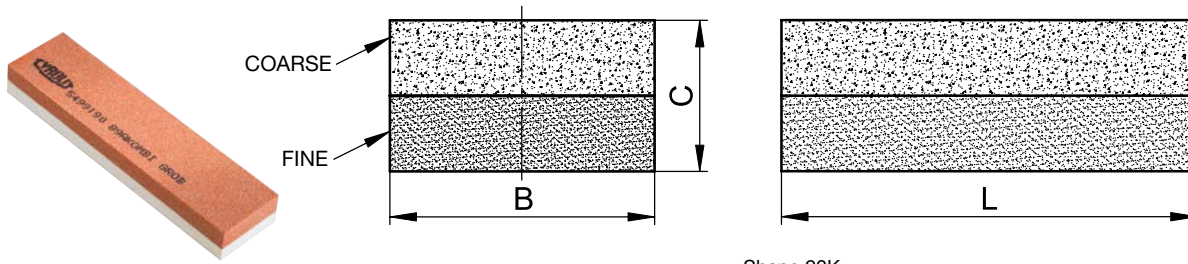
TYPE NO.	SHAPE	DIAM.	L	SPECIFICATION	PU	COMMENTS
660	9030	6	100	89A FINE	10	MEDIUM = Grit size 240 FINE = Grit size 400
616	9030	6	100	C MEDIUM	10	
614	9030	6	100	C FINE	10	
666	9030	10	100	89A MEDIUM	10	
664	9030	10	100	89A FINE	10	
656	9030	10	100	CFINE	10	
671	9030	13	150	89A MEDIUM	10	
657	9030	13	150	89A FINE	10	
693	9030	13	150	C MEDIUM	10	
691	9030	13	150	C FINE	10	
674	9030	16	150	89A MEDIUM	10	
698	9030	16	150	C MEDIUM	10	
696	9030	16	150	C FINE	10	



Shape 90FMK

Ceramic knife blade files, shape 90FMK

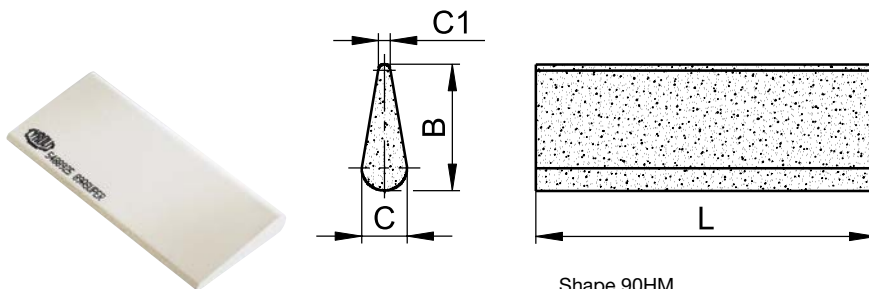
TYPE NO.	SHAPE	B	C	L	SPECIFICATION	PU	COMMENTS
6322	90FMK	25	3	100	89A MEDIUM	10	MEDIUM = Grit size 240 FINE = Grit size 400
6321	90FMK	25	3	100	89A FINE	10	
6324	90FMK	25	3	100	C MEDIUM	10	



Shape 90K

Combination stones, shape 90K, 90SK

TYPE NO.	SHAPE	B	C	L	SPECIFICATION	PU	COMMENTS
185988	90K	18	10	75	89A COMBI	10	COMBI = Grit size 120/400
186109	90K	18	10	75	C COMBI	10	
6314	90K	25	13	100	89A COMBI	10	
642	90K	25	13	100	C COMBI	10	
640	90K	40	20	125	89A COMBI	10	
6317	90K	40	20	125	C COMBI	10	
6315	90K	50	25	150	89A COMBI	10	
644	90K	50	25	150	C COMBI	10	
6316	90K	50	25	200	89A COMBI	10	
645	90K	50	25	200	C COMBI	10	
6318	90SK	25	20	100	C COMBI	10	



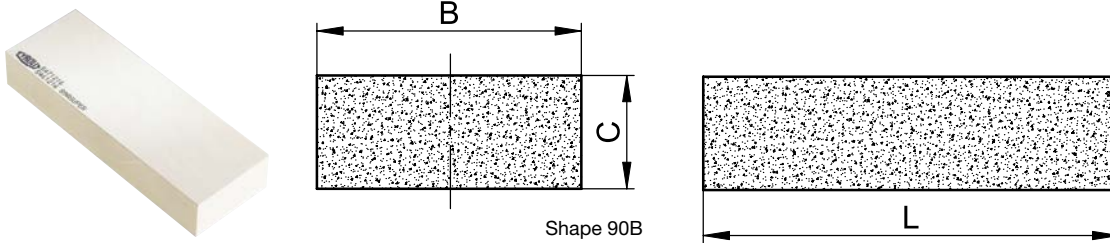
Shape 90HM

Hollow chisel stones, shape 90HM

TYPE NO.	SHAPE	B	C	C1	L	SPECIFICATION	PU	COMMENTS
577	90HM	25	6	1	100	89A MEDIUM	10	MEDIUM = Grit size 240 FINE = Grit size 400 SUPER = Grit size 1200
576	90HM	25	6	1	100	89A FINE	10	
584	90HM	25	6	1	100	C MEDIUM	10	
583	90HM	25	6	1	100	C FINE	10	
579	90HM	45	6	2	115	89A MEDIUM	10	
15885	90HM	45	6	2	115	89A FINE	10	
587	90HM	45	6	2	115	C MEDIUM	10	
9017	90HM	45	6	2	115	C FINE	10	
28465	90HM	45	10	3	100	89A SUPER	10	
6309	90HM	45	10	3	100	89A MEDIUM	10	
578	90HM	45	10	3	100	89A FINE	10	
586	90HM	45	10	3	100	C MEDIUM	10	
6310	90HM	45	10	3	100	C FINE	10	
20332	90HM	50	16	5	150	C FINE	10	

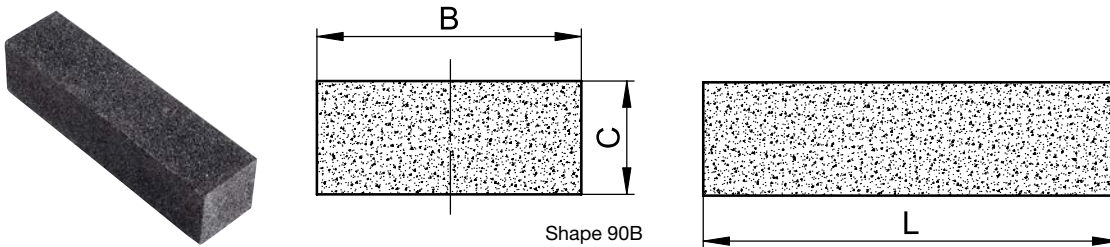


HAND HELD GRINDING



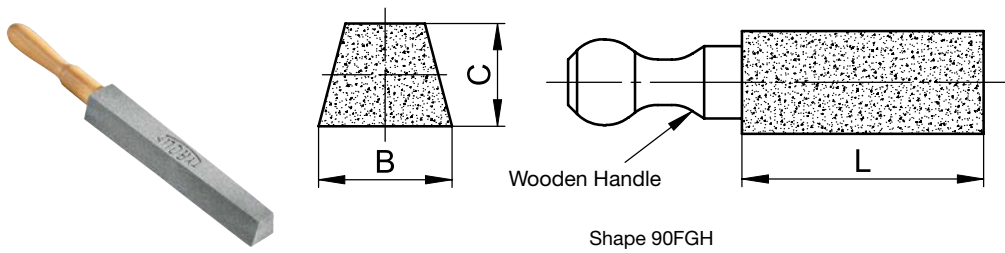
Bench stones, shape 90B

TYPE NO.	SHAPE	B	C	L	SPECIFICATION	PU	COMMENTS
20311	90B	25	6	100	C FINE	10	MEDIUM = Grit size 240 FINE = Grit size 400 SUPER = Grit size 1200
8804	90B	25	13	100	89A MEDIUM	10	
469	90B	25	13	100	C MEDIUM	10	
20313	90B	25	13	100	C FINE	10	
28466	90B	45	13	100	89A SUPER	10	
28467	90B	50	25	150	89A SUPER	10	
456	90B	50	25	150	89A MEDIUM	10	
457	90B	50	25	150	89A FINE	10	
481	90B	50	25	150	C MEDIUM	10	
479	90B	50	25	150	C FINE	10	
462	90B	50	25	200	89A MEDIUM	10	
461	90B	50	25	200	89A FINE	10	
485	90B	50	25	200	C MEDIUM	10	
486	90B	50	25	200	C FINE	10	



Coarse bench stones, shape 90B

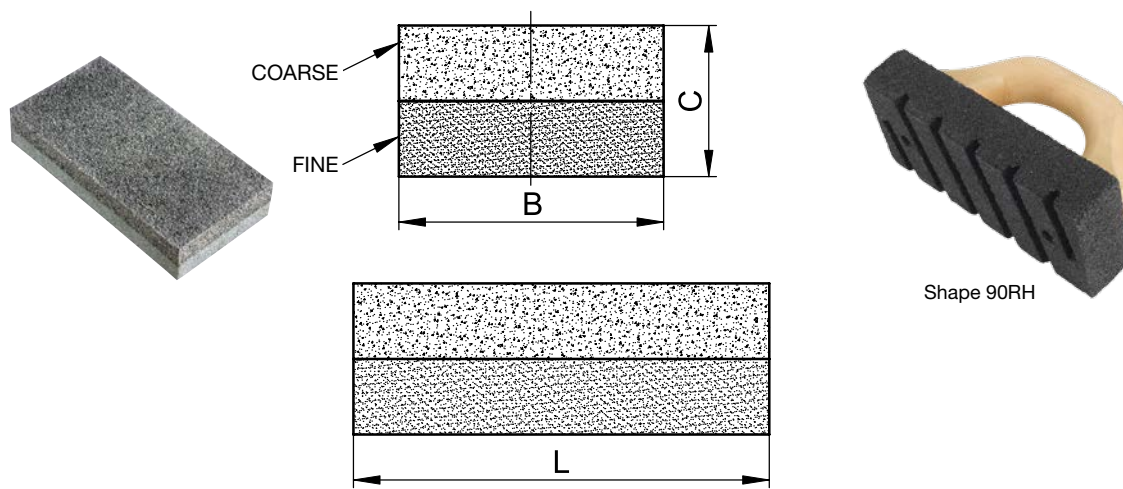
TYPE NO.	SHAPE	B	C	L	SPECIFICATION	PU	COMMENTS
29382	90B	50	25	200	1C 24 M5 V15	10	
103622	90B	50	25	200	1 C36 L5 V15	10	
28869	90B	50	50	200	1 C24 M5 V15	10	



Shape 90FGH

Ceramic files with handle, shape 90FGH

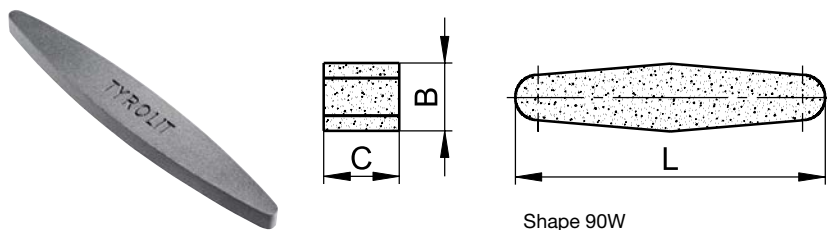
TYPE NO.	SHAPE	B	C	L	SPECIFICATION	PU	COMMENTS
79664	90FGH	40	30	230	C70 O5 V18	1	



Shape 90K

Combined rubbing bricks for tiles, shape 90K, 90RH

TYPE NO.	SHAPE	B	C	L	SPECIFICATION	PU	COMMENTS
175220	90K	80	30	160	C24 M5 V15 / C70 L5 V15	1	
146640	90K	120	30	200	C24 M5 V15 / C70 L5 V15	1	
20450	90RH	90	40	205	1 C24 L5 V15	1	



Shape 90W

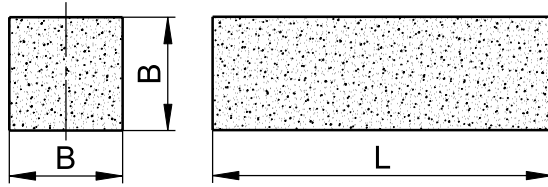
Whetstones, shape 90W

TYPE NO.	SHAPE	B	C	L	SPECIFICATION	PU	COMMENTS
362775	90W	35	13	230	AC-V	1	



HAND HELD GRINDING

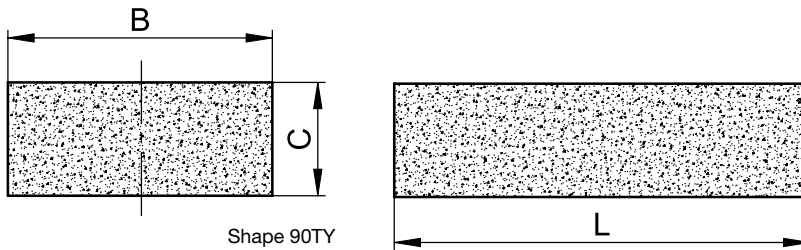

Elastic-bonded



Shape 9011

Square files, shape 9011

TYPE NO.	SHAPE	B	L	SPECIFICATION	PU	COMMENTS
35677	9011	15	100	C80 – BE15	10	Deburring (coarse)
6335	9011	20	100	C400 – BE15	10	Polishing (fine)



Shape 90TY

TYFIX hand rubbing bricks, shape 90TY

TYPE NO.	SHAPE	B	C	L	SPECIFICATION	PU	COLOUR	COMMENTS
1872	90TY	50	20	80	C60 – BE5	1	Green	COARSE = Grit size 60 MEDIUM = Grit size 100 FINE = Grit size 240
1870	90TY	40	20	50	C100 – BE5	1	Green	
1873	90TY	50	20	80	C100 – BE5	1	Green	
1874	90TY	50	20	80	C240 BE5	1	Green	
501861	90TY	40	20	80	C MEDIUM	1	Grey	
502437	90TY	55	30	110	C MEDIUM	1	Dark blue	
502457	90TY	55	30	110	C FINE	1	Light blue	



Resin-bonded



Hand-operated lappers, shape 90H

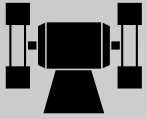
TYPE NO.	SHAPE	L	L2 - W - X	SPECIFICATION	PU	COMMENTS
91963	90H	150	40 - 10 - 2	D35 C50 B	1	
95717	90H	150	25 - 10 - 2	D35 C50 B	1	

Galvanic-bonded



Diamond files, shape 90N

TYPE NO.	SHAPE	L	L2 - W	SPECIFICATION	PU	COMMENTS
477283	90N	140	70 - 3	D126 GST	1	Square
477430	90N	140	70 - 3	D126 GST	1	Half round
477289	90N	140	70 - 3	D126 GST	1	Flat point
136535	90N	140	70 - 3,6	D126 GST	1	Triangular
477422	90N	140	70 - 5	D126 GST	1	Flat



FLOORSTAND GRINDING WHEELS

CONVENTIONAL CERAMICS

Product advantages:

- Universally used grinding wheel specification
- Included reducing ring set – universally suitable
- Extremely smooth running
- Stackable individual packaging to suit racks

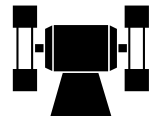
Application tips:

- Grinding unhardened, low-alloyed steels with regular aluminium oxide = 10A
- Regrinding HSS tools with white aluminium oxide = 89A
- Sharpening cemented carbide tipped tools only with silicon carbide = C

Safety information:

- Take note of the safety information, particularly in the case of maximum operating speed of 40 m/s
- See chapter "Safety when grinding" (page 128)

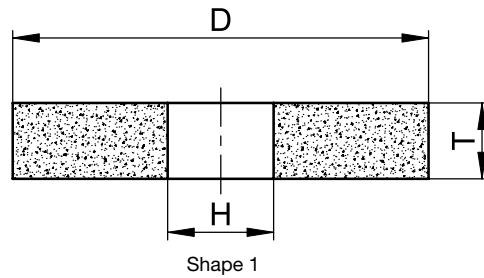




Non and low-alloyed steels

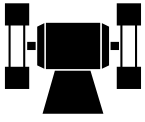


	Alu	Non and low-alloyed steels		High-alloyed steels		HSS	INOX	Cemented carbide	Industrial ceramics	Cast iron	Dry grinding	Wet grinding
		Unhardened	Hardened	Unhardened	Hardened							
10A		●	○							○	●	



Recommended stock type, shape 1

TYPE NO.	SHAPE	DIAM.	T	H	SPECIFICATION	PU	COMMENTS
7205	1	150	20	32	10A 46 N5 AV217	1	Maximum operating speed 40 m/s
2693	1	150	20	32	10A 60 M5 AV217	1	
52223	1	150	25	32	10A 46 N5 AV217	1	
2758	1	150	25	32	10A 60 M5 AV217	1	
2962	1	175	25	32	10A 60 M5 AV217	1	
68134	1	175	25	51	10A 60 M5 AV217	1	
548815	1	175	32	32	10A 60 M5 AV217	1	
600134	1	200	20	32	10A 36 N5 AV217	1	
15842	1	200	20	32	10A 46 N5 AV217	1	
15839	1	200	20	32	10A 60 M5 AV217	1	
781702	1	200	20	51	10A 60 M5 AV217	1	
31694	1	200	25	32	10A 46 N5 AV217	1	
9572	1	200	25	32	10A 60 M5 AV217	1	
3217	1	200	25	32	10A 80 M5 AV217	1	
116708	1	200	25	51	10A 46 N5 AV217	1	
718361	1	200	25	51	10A 60 M5 AV217	1	
664256	1	200	32	51	10A 36 N5 AV217	1	
675264	1	200	32	51	10A 46 N5 AV217	1	
516594	1	200	32	51	10A 60 M5 AV217	1	
3474	1	250	25	32	10A 60 M5 AV217	1	
664261	1	250	32	32	10A 36 N5 AV217	1	
3538	1	250	32	32	10A 60 M5 AV217	1	
737812	1	250	32	51	10A 60 M5 AV217	1	
110032	1	300	40	51	10A 60 M5 AV217	1	
34983	1	300	40	76	10A 60 M5 AV217	1	



FLOORSTAND GRINDING WHEELS

CONVENTIONAL CERAMICS

Alternative stock type, shape 1

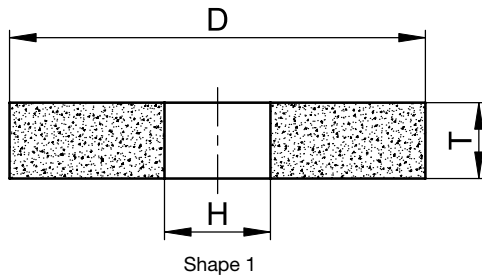
TYPE NO.	SHAPE	DIAM.	T	H	SPECIFICATION	PU	COMMENTS
34046758	1	125	15	32	10A 36 M5 AV17	1	Maximum operating speed 40 m/s
34046770	1	125	15	32	10A 60 M5 AV17	1	
147698	1	125	20	32	10A 36 M5 AV17	1	
147626	1	125	20	32	10A 60 M5 AV17	1	
34046759	1	150	15	32	10A 36 M5 AV17	1	
147574	1	150	20	32	10A 36 P5 AV17	1	
34046772	1	150	15	32	10A 60 M5 AV17	1	
146965	1	150	20	32	10A 601 M5 AV217	1	
147601	1	150	25	32	10A 36 P5 AV17	1	
16577	1	175	20	32	10A 36 P5 AV17	1	
147600	1	175	25	32	10A 36 P5 AV17	1	
147656	1	200	20	40	10A 36 P5 AV17	1	
146910	1	200	25	32	10A 361 P5 AV17	1	
147652	1	200	25	51	10A 36 P5 AV17	1	
34046763	1	200	32	40	10A 36 P5 AV17	1	
34046781	1	200	32	40	10A 60 M5 AV17	1	
34046764	1	250	25	40	10A 36 P5 AV17	1	
34046765	1	250	32	40	10A 36 P5 AV17	1	
147701	1	250	32	51	10A 36 P5 AV17	1	
34046785	1	300	40	40	10A 60 M5 AV17	1	
32981	1	350	50	127	10A 24 Q5 AV17	1	

Comments: See chapter "Accessories and reducing rings" (page 118)

High-alloyed steels and HSS

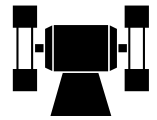


	Alu	Non and low-alloyed steels		High-alloyed steels		HSS	INOX	Cemented carbide	Industrial ceramics	Cast iron	Dry grinding	Wet grinding
		Unhardened	Hardened	Unhardened	Hardened							
89A			●	○	●	●				○	●	



Recommended stock type, shape 1

TYPE NO.	SHAPE	DIAM.	T	H	SPECIFICATION	PU	COMMENTS
34046786	1	125	15	32	89A 60 L5 AV217	1	Maximum operating speed 40 m/s
449559	1	125	20	32	89A 46 M5 AV217	1	
2536	1	125	20	32	89A 60 M5 AV217	1	
281719	1	125	20	32	89A 80 M5 AV217	1	
664052	1	150	13	25	89A 80 M5 AV217	1	
34046788	1	150	15	32	89A 60 L5 AV217	1	
2697	1	150	20	32	89A 46 M5 AV217	1	
2699	1	150	20	32	89A 60 M5 AV217	1	
764468	1	150	20	32	89A 80 M5 AV217	1	
853353	1	150	25	32	89A 46 M5 AV217	1	
2762	1	150	25	32	89A 60 M5 AV217	1	
147614	1	150	25	32	89A 80 L5 AV217	1	



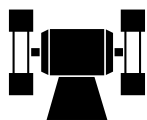
Recommended stock type, shape 1

TYPE NO.	SHAPE	DIAM.	T	H	SPECIFICATION	PU	COMMENTS
2916	1	175	20	32	89A 60 M5 AV217	1	Maximum operating speed 40 m/s
543615	1	175	20	32	89A 80 M5 AV217	1	
16022	1	175	25	32	89A 60 M5 AV217	1	
2973	1	175	25	32	89A 80 L5 AV217	1	
723118	1	175	25	51	89A 60 M5 AV217	1	
377415	1	175	25	51	89A 80 M5 AV217	1	
3020	1	175	32	32	89A 60 M5 AV217	1	
918448	1	175	32	32	89A 80 M5 AV217	1	
471114	1	200	20	31,75	89A 60 M5 AV217	1	
3145	1	200	20	32	89A 60 M5 AV217	1	
3142	1	200	20	32	89A 46 M5 AV217	1	
820958	1	200	20	32	89A 80 M5 AV217	1	
664048	1	200	20	51	89A 46 M5 AV217	1	
841086	1	200	20	51	89A 60 M5 AV217	1	
826839	1	200	20	51	89A 80 M5 AV217	1	
3220	1	200	25	32	89A 46 M5 AV217	1	
33435	1	200	25	51	89A 80 L5 AV217	1	
39540	1	200	25	32	89A 60 M5 AV217	1	
129550	1	200	25	32	89A 80 M5 AV217	1	
50184	1	200	25	51	89A 46 M5 AV217	1	
534539	1	200	25	51	89A 60 M5 AV217	1	
34046791	1	200	32	40	89A 60 L5 AV217	1	
99864	1	200	32	51	89A 46 M5 AV217	1	
723117	1	200	32	51	89A 60 M5 AV217	1	
78379	1	200	32	51	89A 80 M5 AV217	1	
831179	1	250	25	32	89A 60 M5 AV217	1	
3545	1	250	32	32	89A 60 M5 AV217	1	
126665	1	250	32	32	89A 80 M5 AV217	1	
111799	1	250	32	51	89A 60 M5 AV217	1	
34046794	1	300	40	40	89A 60 L5 AV217	1	
867598	1	300	40	51	89A 60 M5 AV217	1	
30840	1	300	40	76	89A 60 M5 AV217	1	

Alternative stock type, shape 1

TYPE NO.	SHAPE	DIAM.	T	H	SPECIFICATION	PU	COMMENTS
73667	1	150	10	20	89A 80 L5 AV55	1	Maximum operating speed 40 m/s
103872	1	150	20	16	89A 60 M5 AV55	1	
413774	1	150	20	20	89A 60 L5 AV217	1	
7210	1	150	20	32	89A 60 K5 AV217	1	
122996	1	200	20	20	89A 60 L5 AV217	1	
184247	1	200	20	20	89A 60 M5 AV55	1	
16615	1	200	20	32	89A 46 K5 AV217	1	
3144	1	200	20	32	89A 60 K5 AV217	1	
122997	1	200	25	20	89A 60 L5 AV217	1	
68340	1	200	25	20	89A 60 M5 AV55	1	
3222	1	200	25	32	89A 60 K5 AV217	1	
146630	1	200	25	32	89A 46 K5 AV217	1	
7374	1	200	25	32	89A 80 L5 AV217	1	
407610	1	250	10	32	89A 60 K5 AV217	1	
127554	1	300	32	127	89A 60 K5 AV217	1	

Comments: See chapter "Accessories and reducing rings" (page 118)



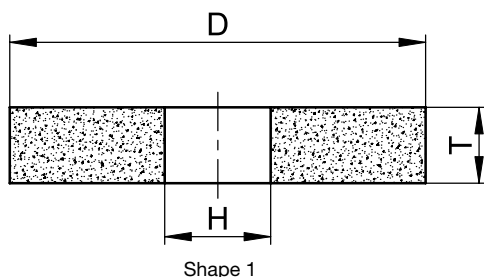
FLOORSTAND GRINDING WHEELS

CONVENTIONAL CERAMICS

Cemented carbide

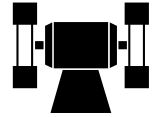


c	Alu	Non and low-alloyed steels		High-alloyed steels		HSS	INOX	Cemented carbide	Industrial ceramics	Cast iron	Dry grinding	Wet grinding
		Unhardened	Hardened	Unhardened	Hardened							
					○	○	○	●		●	●	



Recommended stock type, shape 1

TYPE NO.	SHAPE	DIAM.	T	H	SPECIFICATION	PU	COMMENTS
706631	1	125	15	32	C60 J5 V15	1	Maximum operating speed 40 m/s
2529	1	125	20	32	C80 J5 V15	1	
664185	1	150	13	25	C80 J5 V15	1	
56155	1	150	16	32	C80 J5 V15	1	
2658	1	150	20	20	C80 J5 V15	1	
2680	1	150	20	32	C46 K5 V15	1	
861009	1	150	20	32	C60 K5 V15	1	
123633	1	150	20	32	C80 J5 V15	1	
2751	1	150	25	32	C46 K5 V15	1	
333180	1	150	25	32	C60 K5 V15	1	
2753	1	150	25	32	C80 J5 V15	1	
34165304	1	150	32	32	C60 J5 V15	1	
2905	1	175	20	32	C80 J5 V15	1	
2956	1	175	25	32	C80 J5 V15	1	
9653	1	175	25	51	C80 J5 V15	1	
7348	1	200	20	20	C80 J5 V15	1	
848657	1	200	20	31,75	C46 K5 V15	1	
154428	1	200	20	31,75	C80 J5 V15	1	
3135	1	200	20	32	C80 J5 V15	1	
3132	1	200	20	32	C46 K5 V15	1	
596597	1	200	20	32	C60 K5 V15	1	
837436	1	200	20	51	C46 K5 V15	1	
872497	1	200	20	51	C80 J5 V15	1	
3186	1	200	25	20	C80 J5 V15	1	
3206	1	200	25	32	C46 K5 V15	1	
3210	1	200	25	32	C80 J5 V15	1	



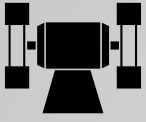
Recommended stock type, shape 1

TYPE NO.	SHAPE	DIAM.	T	H	SPECIFICATION	PU	COMMENTS
819893	1	200	25	32	C60 K5 V15	1	Maximum operating speed 40 m/s
263506	1	200	25	51	C60 K5 V15	1	
822622	1	200	25	51	C80 J5 V15	1	
34165307	1	200	32	40	C60 J5 V15	1	
879608	1	200	32	51	C46 K5 V15	1	
9651	1	200	32	51	C80 J5 V15	1	
103851	1	200	25	76	C80 J5 V15	1	
75079	1	250	25	32	C80 J5 V15	1	
49680	1	250	25	76	C80 J5 V15	1	
58964	1	250	32	32	C80 J5 V15	1	
822623	1	250	32	51	C80 J5 V15	1	
822624	1	300	40	51	C80 J5 V15	1	
9652	1	300	40	76	C80 J5 V15	1	

Alternative stock type, shape 1

TYPE NO.	SHAPE	DIAM.	T	H	SPECIFICATION	PU	COMMENTS
11182	1	150	20	32	C120 J5 V15	1	Maximum operating speed 40 m/s
450328	1	150	20	32	C60 J5 AV15	1	
146906	1	150	20	32	C80 J5 V15	1	
146644	1	150	25	32	C80 J5 V15	1	
3208	1	200	25	32	C60 J5 V15	1	
72045	1	203	20	32	C120 J5 V15	1	
59861	1	203	25	32	C120 J5 V15	1	
28584	1	350	32	127	C60 J5 V15	1	

Comments: See chapter "Accessories and reducing rings" (page 118)



SHARPENING AND POLISHING WHEELS


ELASTIC

Product advantages:

- Particularly soft (in soft-elastic types)
- Easily profiled
- Ultra-fine surfaces achievable in the shortest possible time
- Long lifetime at recommended RPM
- Cool grinding
- Also suitable for use on flexible shafts
- Improved cutting ability and longer lifetime of your cutting tools
- Easy handling, meaning sharp tool cutting right away (C400-BE15 and C800-BE11)

Application tips:

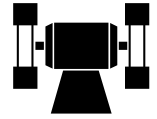
- Polishing steel, nonferrous heavy metal, precious metal and sintered metal or plastic (C240-BE15)
- Fine grinding of various precision mechanical components, like watches, glasses, medical technology (C150-BE13)
- Effect grinding (C46-BE16 and C46-BE19F)
- Deburring (C80-BE15)
- Whetting of all kinds of kitchen and pocket knives (C400-BE15)
- Not suitable for sharp edges, large burrs or high stock removal
- For whetting, deburring and sharpening knives, splitting tools and axes (C400-BE15)
- Dressing stone (ceramic bond) for elastic grinding wheels (see chapter "Dressing and sharpening")
- $V_s = 16 \text{ m/s} - 32 \text{ m/s}$ maximum operating speed for floorstand grinding



Safety information:

- $V_s = 16 \text{ m/s}$ for soft-elastic wheels
- $V_s = 32 \text{ m/s}$ for hard-elastic wheels
- Operating speed for elastic wheels is always linked to the wheel bond
- **Rotational direction for sharpening wheels away from tool bearing**
- Flange diameter is minimum 2/3 of wheel diameter
- Observe safety information
- See chapter "Safety when grinding" (page 128)

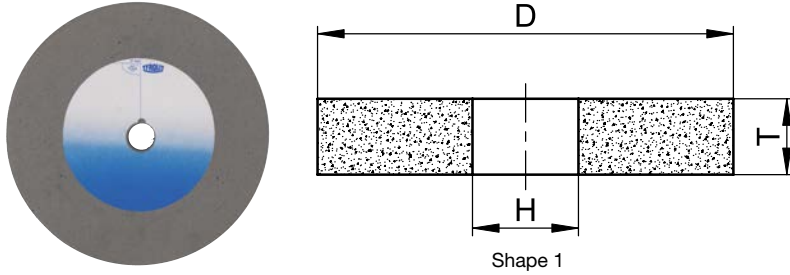




Sharpening wheels for cutting tools



c	Alu	Non and low-alloyed steels		High-alloyed steels		HSS	INOX	Cemented carbide	Industrial ceramics	Cast iron	Dry grinding	Wet grinding
		Unhardened	Hardened	Unhardened	Hardened							
		●	●	●	●	●	●	●			●	



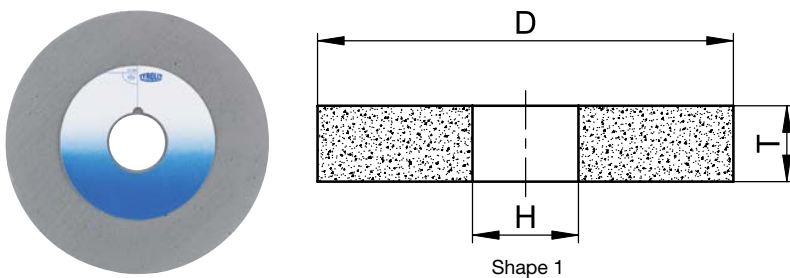
Recommended stock type, shape 1

TYPE NO.	SHAPE	DIAM.	T	H	SPECIFICATION	PU	COMMENTS
7133	1	125	25	20	C800 – BE11	1	Sharpening of whittlers
10016	1	125	20	32	C800 – BE11	1	
2540	1	125	25	32	C800 – BE11	1	
669110	1	150	20	20	C800 – BE11	1	
7204	1	150	20	32	C800 – BE11	1	
669109	1	175	20	32	C800 – BE11	1	

Fine grinding and polishing wheels



c	Alu	Non and low-alloyed steels		High-alloyed steels		HSS	INOX	Cemented carbide	Industrial ceramics	Cast iron	Dry grinding	Wet grinding
		Unhardened	Hardened	Unhardened	Hardened							
	○	●	●	●	●	●	●	●	○	●	●	



Recommended stock type, shape 1

TYPE NO.	SHAPE	DIAM.	T	H	SPECIFICATION	PU	COMMENTS
19435	1	125	20	20	C400 – BE15	1	Sharpening of kitchen knives
7203	1	150	20	32	C400 – BE15	1	
22411	1	200	25	32	C400 – BE15	1	
7186	1	150	20	20	C80 – BE15	1	Surface improvement on pre-ground workpieces (lower stock removal possible)
802276	1	150	10	25	C150 – BE13	5	
2661	1	150	20	20	C150 – BE15	1	
22257	1	150	20	32	C150 – BE16	1	
71212	1	150	20	20	C400 – BE16	1	
7362	1	200	25	20	C80 – BE15	1	
32765	1	200	25	32	C150 – BE15	1	
320369	1	200	25	20	C240 – BE15	1	

BE11 = medium, v_{max} = 25 m/s
BE13 = soft, v_{max} = 16 m/s

BE15 = medium, v_{max} = 20 m/s
BE16 = hard, v_{max} = 32 m/s

Flange diameter is minimum
2/3 of wheel diameter



SAW SHARPENING

Product advantages:


- Specially selected grain qualities and innovative bonds systems with efficient grinding wheel design, guarantee you optimum quality of the cutting edge

Application tips:

- Operating speed: 25 – 40 m/s

Safety information:

- Observe safety information
- See chapter "Safety when grinding" (page 128)

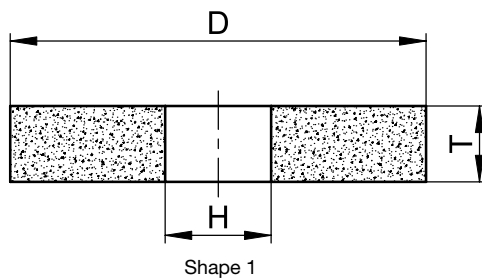




Grinding tools for automatic saw sharpening machines

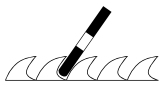


	Alu	Non and low-alloyed steels		High-alloyed steels		HSS	INOX	Cemented carbide	Industrial ceramics	Cast iron	Dry grinding	Wet grinding
		Unhardened	Hardened	Unhardened	Hardened							
SA					●	●					●	●
A		●	○								●	●
88A, 89A			●		●	●					●	●
455A					●							●
52A		●									●	●

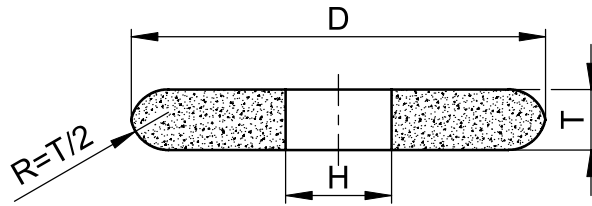


Recommended stock type, shape 1

TYPE NO.	SHAPE	DIAM.	T	H	SPECIFICATION	PU	COMMENTS
292129	1	150	1,5	32	SA 80 L4 VN-MOD	10	Maximum operating speed 63 m/s
935730	1	150	2	32	SA 80 L4 VN-MOD	10	
123688	1	150	2,5	32	SA 80 L4 VN-MOD	10	
47009	1	150	3	32	SA 80 L4 VN-MOD	10	
226295	1	150	3	32	SA 80 L5 VN-MOD	10	
47010	1	150	4	32	SA 80 L4 VN-MOD	10	
159000	1	150	4	32	SA 80 L5 VN-MOD	10	
667182	1	150	5	32	SA 80 L5 VN-MOD	10	
946904	1	150	6	32	SA 60 L5 VN-MOD	10	
47005	1	150	6	32	SA 80 L4 VN-MOD	10	
17256	1	150	6	38	SA 60 K5 VN-MOD	10	
441302	1	150	8	32	SA 60 L5 VN-MOD	10	
441301	1	150	10	32	SA 60 L5 VN-MOD	10	
922647	1	200	1,5	32	SA 80 L4 VN-MOD	10	
804963	1	200	1,75	32	SA 80 L4 VN-MOD	10	
922857	1	200	2	32	SA 80 L4 VN-MOD	10	
804964	1	200	2	32	SA 80 L4 VN-MOD	10	
867603	1	200	2,5	32	SA 80 L4 VN-MOD	10	
922860	1	200	3	32	SA 80 L5 VN-MOD	10	
804957	1	200	3,5	32	SA 80 L5 VN-MOD	10	
804945	1	200	4	32	SA 80 L5 VN-MOD	10	
804993	1	200	5	32	SA 60 L5 VN-MOD	10	
805000	1	200	6	32	SA 60 L5 VN-MOD	10	
804976	1	200	8	32	SA 60 L5 VN-MOD	10	
804979	1	200	10	32	SA 60 L5 VN-MOD	10	
901252	1	250	3	32	SA 80 L4 VN-MOD	10	
901254	1	250	4	32	SA 80 L4 VN-MOD	10	
901256	1	250	5	32	SA 60 L5 VN-MOD	10	
901258	1	250	6	32	SA 60 L5 VN-MOD	10	



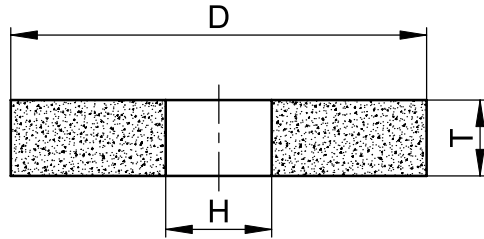
SAW SHARPENING



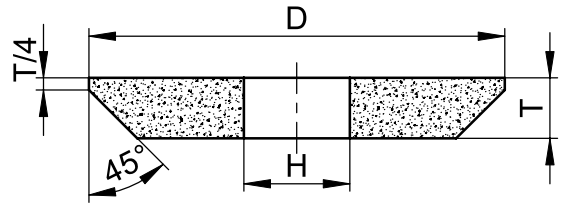
Shape 1F

Recommended stock type, shape 1F

TYPE NO.	SHAPE	DIAM.	T	H	SPECIFICATION	PU	COMMENTS
805007	1F	200	8	32	SA 60 K5 VN-MOD	10	Maximum operating speed 63 m/s
804986	1F	200	8	32	SA 60 L5 VN-MOD	10	
805008	1F	200	10	32	SA 60 K5 VN-MOD	10	
804983	1F	200	10	32	SA 60 L5 VN-MOD	10	
805017	1F	250	8	32	SA 60 K5 VN-MOD	10	
805018	1F	250	10	32	SA 60 K5 VN-MOD	10	
805019	1F	250	12	32	SA 60 K5 VN-MOD	10	
805015	1F	250	13	32	SA 60 K5 VN-MOD	10	



Shape 1

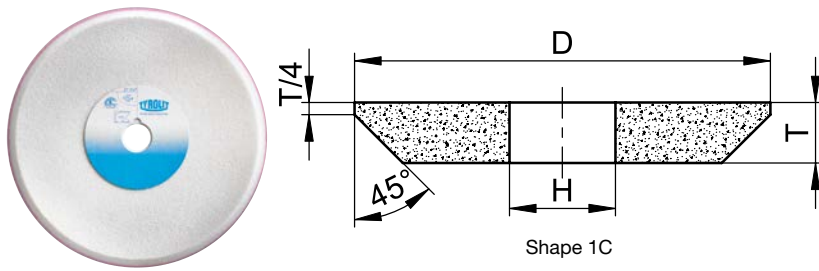


Shape 1C

Recommended stock type, shape 1, 1C

TYPE NO.	SHAPE	DIAM.	T	H	SPECIFICATION	PU	COMMENTS
18825	1	150	3	30	88A 80 M5 AV217	10	
55375	1	150	3	32	88A 80 M5 AV217	10	
9293	1	150	4	20	88A 80 M5 AV217	10	
19117	1	150	4	20	A 60 N4 B2	10	
291120	1	150	4	32	88A 80 M5 AV217	10	
719904	1	150	6	38	88A 60 K5 AV217	10	
490222	1	150	6	38	88A 80 K5 AV217	10	
455124	1	150	8	32	89A 60 M5 AV217	10	
10265	1	150	10	32	89A 60 M5 AV217	10	
719906	1	175	3	51	89A 60 M5 AV217	10	
123222	1	175	6	51	89A 60 M5 AV217	10	
50845	1	175	8	51	89A 60 M5 AV217	10	
448603	1	200	2	32	88A 80 M5 AV217	10	
7318	1	200	3	32	88A 80 M5 V217	10	
3070	1	200	6	20	89A 60 M5 AV217	10	
110554	1	200	6	32	89A 60 K5 AV217	10	
7328	1	200	6	32	89A 60 M5 V217	10	
107050	1	200	6	32	89A 60 M5 V227	10	
3077	1	200	8	20	89A 60 M5 AV217	10	
525686	1	200	8	32	89A 60 M5 AV217	10	
3085	1	200	10	20	89A 60 M5 AV217	10	
3091	1	200	10	32	89A 60 K5 AV217	10	
608080	1	200	10	32	89A 60 M5 AV217	10	
762445*	1	200	10	32	89A 60 M5 AV217E5	10	
3092	1	200	10	32	89A 60 M5 V217	10	
28549	1C	200	10	32	89A 60 M5 AV217	10	
51494	1	200	13	32	89A 60 M5 AV217	10	
3424	1	250	10	20	89A 60 M5 AV217	10	
437634*	1	250	10	32	52A 54 M5 V217E5	10	
461239*	1	250	10	32	89A 60 M5 V217E5	10	
33249	1	250	13	20	89A 60 M5 AV217	10	
719922	1	250	13	32	89A 60 M5 AV217	10	

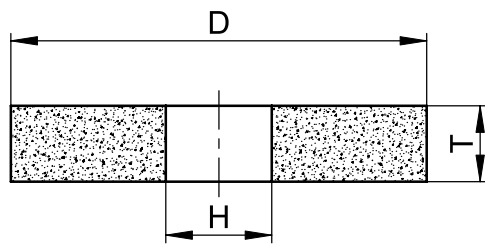
* with peripheral treatment



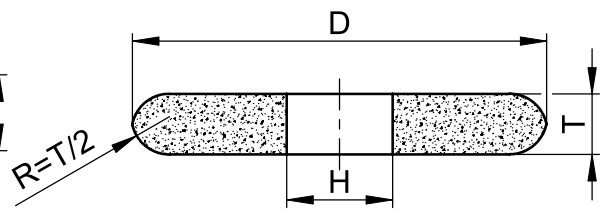
Shape 1C

Recommended stock type, shape 1C

TYPE NO.	SHAPE	DIAM.	T	H	SPECIFICATION	PU	COMMENTS
172352	1C	175	8	20	88A 60 N4 AV217	10	Two-layer wheels
					89A 60 M5 AV217		
719918	1C	200	10	20	88A 60 N4 AV217	10	
					89A 60 M5 AV217		
720012	1C	200	10	32	88A 60 N4 AV217	10	
					89A 60 M5 AV217		
162874	1C	200	12	20	88A 60 N4 V217	10	
					89A 60 M5 AV217		
161678	1C	250	10	20	88A 60 N4 AV217	10	
					89A 60 M5 AV217		



Shape 1



Shape 1F

Recommended stock type, shape 1

TYPE NO.	SHAPE	DIAM.	T	H	SPECIFICATION	PU	COMMENTS
740908	1F	140	3,2	12	88A 54 K5 AV217	1	Sharpening chain saws
123716*	1F	140	3,8	12	50A 54 K5 AV217	1	
244477	1F	140	4,5	12	88A 54 K5 AV217	1	
150403	1F	200	10	32	455A 60 M7 B82	1	for stellite band and frame saws; maximum operating speed is 63 m/s
237227	1	250	10	32	455A 60 M7 B82	1	
476545	1F	250	12	32	455A 60 M7 B82	1	
150402	1F	300	10	32	455A 60 L7 B82	1	
179959	1	300	10	40	455A 80 M6 B22	1	
223733	1	300	12	40	455A 60 M7 B82	1	
226682	1	300	10	30	455A 80 M6 B22	1	
241857	1	300	10	32	455A 80 K6 B22	1	
313636	1	300	10	40	455A 60 M7 B82	1	
267138	1	300	12	40	455A 80 M6 B22	1	
471747*	1	300	12	40	455A 80 M6 B22	1	
485953	1	300	8	32	455A 80 M6 B22	1	
527875	1	300	10	32	455A 60 L7 B82	1	
487467	1	350	10	127	455A 80 M6 B22	10	
226679*	1	350	10	127	455A 80 M6 B22	10	
226680*	1	350	13	127	455A 80 M6 B22	10	

* machined

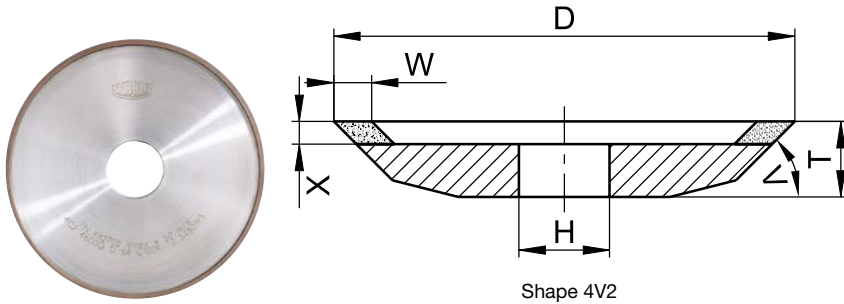


SAW SHARPENING

Chip surface grinding (tooth-face grinding) for CC saws

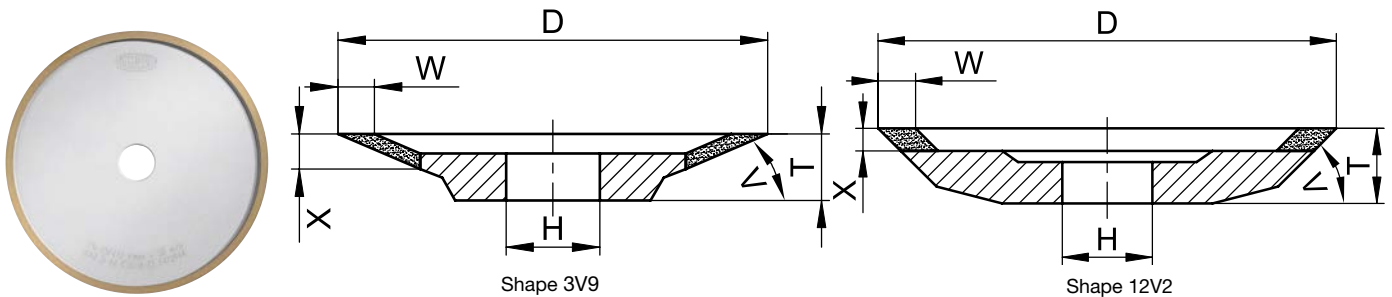
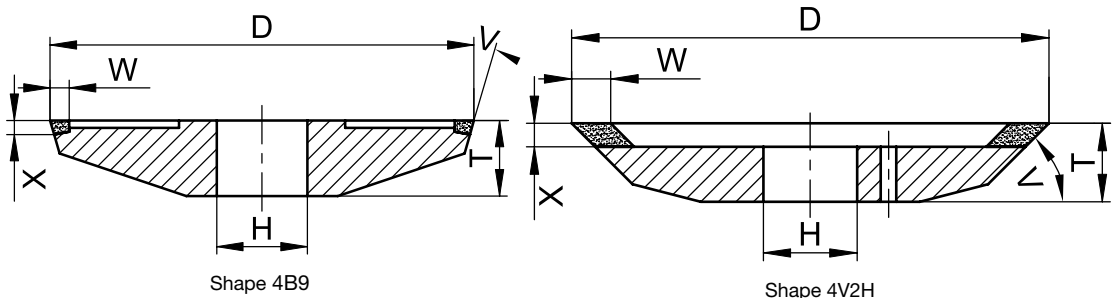


D	Alu	Non and low-alloyed steels		High-alloyed steels		HSS	INOX	Cemented carbide	Industrial ceramics	Cast iron	Dry grinding	Wet grinding
		Unhardened	Hardened	Unhardened	Hardened							
								●				●



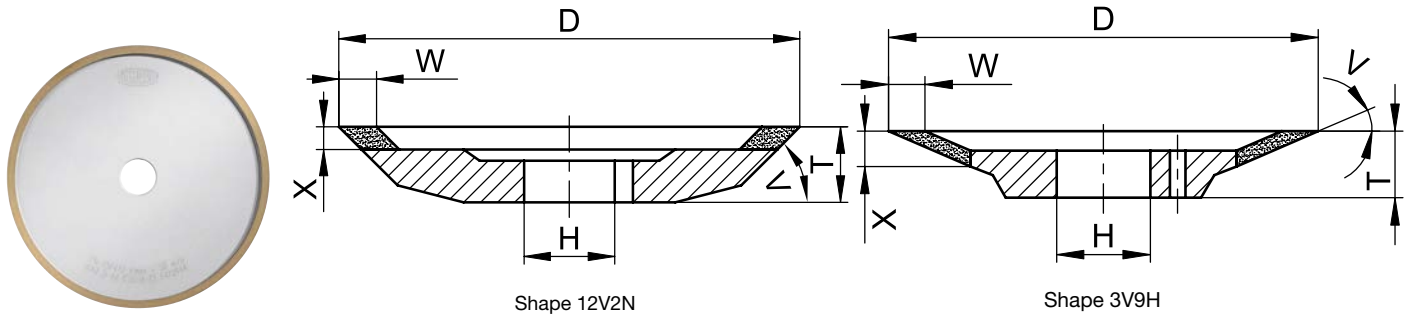
Recommended stock type, shape 4V2

TYPE NO.	SHAPE	DIAM.	T	H	W	X	V	SPECIFICATION	PU	COMMENTS
462631	4V2	150	12	32	4	2	30	D46 C125 B	1	e.g. Akemat
462630	4V2	150	12	32	4	2	30	D76 C125 B	1	



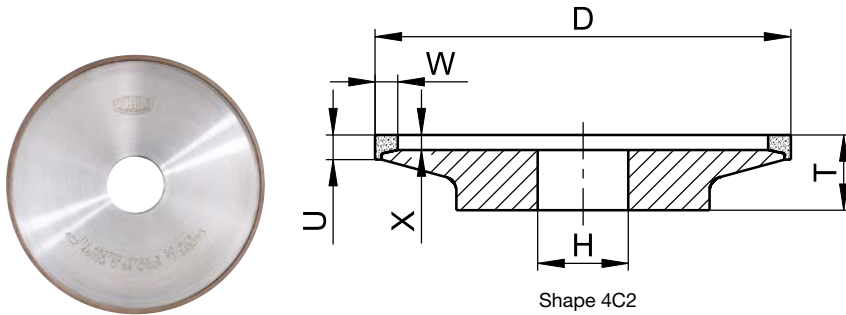
Recommended stock type, shape 4B9, 3V9, 4V2, 4V2H, 12V2

TYPE NO.	SHAPE	DIAM.	T	H	W	X	V	SPECIFICATION	PU	COMMENTS
369110	4B9	125	11,5	32	2,5	1,2	15	D54 C75 B	1	e.g. Vollmer, Biberach
820013	4B9	125	12	32	3	1,8	15	D126 C75 B	1	e.g. Vollmer, Biberach, narrow tooth pitch
34015955	4B9	125	12	32	3	2	15	D76 C125 B250 AL	1	e.g. Vollmer, Biberach
462788	4B9	125	12	32	3	3,8	15	D54 C125 B	1	e.g. Vollmer, Biberach, large tooth pitch
665040	4B9	125	14	32	3	3,8	15	D54 C75 B	1	e.g. Vollmer, Biberach, large tooth pitch
563857	3V9	125	13	32	2,5	5,5	20	D46 C100 B	1	e.g. Vollmer, Biberach, narrow tooth pitch
462631	4V2	150	12	32	4	2	30	D46 C125 B	1	e.g. Vollmer, Biberach
462630	4V2	150	12	32	4	2	30	D76 C125 B	1	e.g. Vollmer, Biberach
379577	4V2H	200	13	32	4	2	30	D46 C125 B	1	e.g. Vollmer, Biberach
462760	4V2H	200	13	32	4	2	30	D76 C125 B	1	e.g. Vollmer, Biberach
462766	12V2	200	13	32	4	2	30	D46 C125 B	1	e.g. Vollmer, Biberach



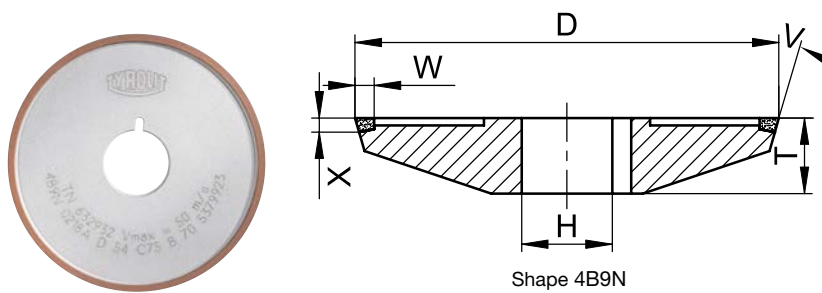
Recommended stock type, shape 12V2N, 3V9, 3V9H

TYPE NO.	SHAPE	DIAM.	T	H	W	X	V	SPECIFICATION	PU	COMMENTS
463026	12V2N	100	10	25	4	2	30	D46 C100 B	1	e.g. Vollmer, Dornhan, Widma
462654	12V2N	200	14	32	4	2	30	D46 C125 B	1	e.g. Akemat
578936	3V9	150	13	32	2,5	5,5	20	D46 C100 B	1	e.g. Akemat, narrow tooth pitch
580905	3V9H	200	13	32	2,5	5,5	20	D46 C125 B	1	narrow tooth pitch



Recommended stock type, shape 4C2

TYPE NO.	SHAPE	DIAM.	T	H	U	W	X	SPECIFICATION	PU	COMMENTS
482702	4C2	150	10	32	2,5	3	1,5	D64 C100 B	1	



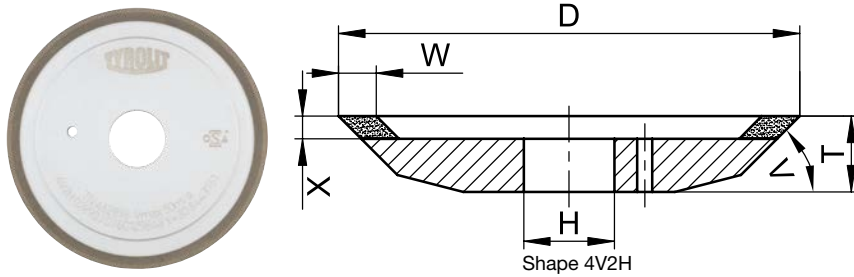
Recommended stock type, 4B9N, 4B9H

TYPE NO.	SHAPE	DIAM.	T	H	W	X	V	SPECIFICATION	PU	COMMENTS
632932	4B9N	100	8	25	3	1,8		D54 C75 B	1	e.g. Vollmer, Dornhan, Widma, narrow tooth pitch
405549*	4B9H	175	12	50,8	4	2		D76 C125 B	1	e.g. Vollmer, Dornhan

* in set with TN 462829 (see page 67)



SAW SHARPENING



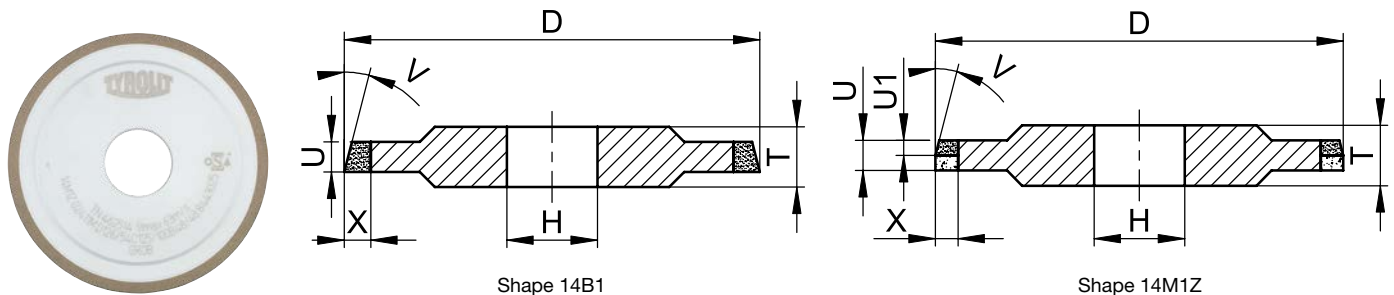
Recommended stock type, shape 4V2H

TYPE NO.	SHAPE	DIAM.	T	H	W	X	V	SPECIFICATION	PU	COMMENTS
462898	4V2H	160	13	32	4	2	30	D76 C125 B	1	e.g. Walter
379577	4V2H	200	13	32	4	2	30	D46 C125 B	1	e.g. Walter

Clearance Grinding (back grinding) for CC saws

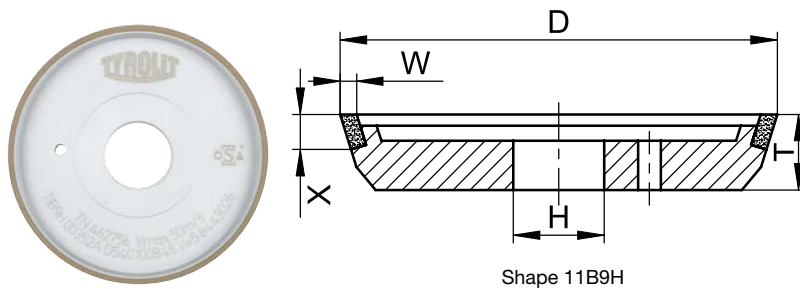


Diam.	Alu	Non and low-alloyed steels		High-alloyed steels		HSS	INOX	Cemented carbide	Industrial ceramics	Cast iron	Dry grinding	Wet grinding
		Unhardened	Hardened	Unhardened	Hardened							
								●				●



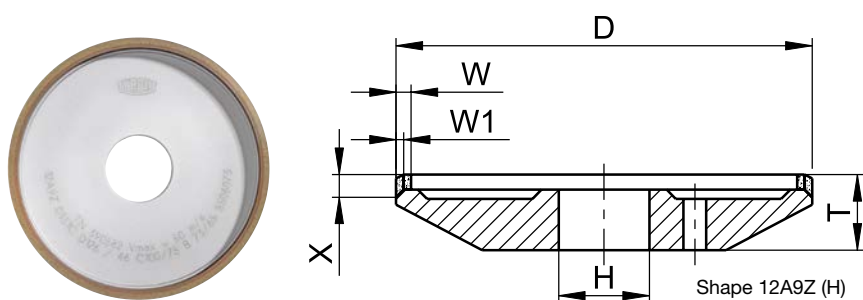
Recommended stock type, shape 14B1, 14M1Z

TYPE NO.	SHAPE	DIAM.	T	H	U	U1	X	V	SPECIFICATION	PU	COMMENTS
462503	14B1	127	8	32	5		8	15	D54 C125 B	1	e.g. Akemat
462514	14M1Z	127	8	32	2,5	2,5	6	15	D126 / D46 C125 B	1	e.g. Akemat, two-layer wheels
462889	14M1Z	150	8	32	2,5	2,5	8	8	D126 / D46 C100 B	1	e.g. Walter
462891	14M1Z	200	8	32	2,5	2,5	8	8	D126 / D46 C100 B	1	e.g. Walter



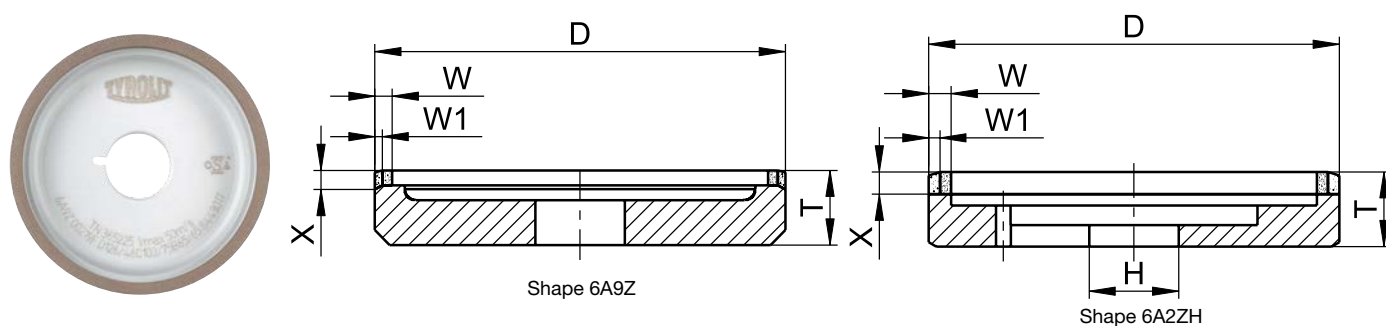
Recommended stock type, shape 11B9H

TYPE NO.	SHAPE	DIAM.	T	H	W	X	SPECIFICATION	PU	COMMENTS
462756	11B9H	125	18	32	3	6,5	D54 C100 B	1	e.g. Vollmer Biberach, driving pin hole



Recommended stock type, shape 12A9Z, 12A9H

TYPE NO.	SHAPE	DIAM.	T	H	W	W1	X	SPECIFICATION	PU	COMMENTS
390582	12A9Z	125	18	32	5	2,5	6	D126 / D46 C100 B	1	e.g. Vollmer Biberach, double layer
286864	12A9Z	125	18	32	5	2,5	6	D126 / D46 C125 B	1	e.g. Vollmer Biberach, double layer
387531	12A9Z	125	22	32	5	2,5	10	D126 / D46 C100 B	1	e.g. Vollmer Biberach, double layer
462757	12A9H	125	18	32	5		6	D91 C100 B	1	e.g. Vollmer Biberach



Recommended stock type, shape 6A9Z, 6A2ZH

TYPE NO.	SHAPE	DIAM.	T	H	W	W1	X	SPECIFICATION	PU	COMMENTS
389569	6A9Z	100	20	25	5	2,5	6	D126 / D46 C100 B	1	e.g. Vollmer Dornhan, double layer
462829*	6A2ZH	125	20	50,8	5	2,5	10	D126 / D46 C100 B	1	e.g. Vollmer Dornhan, double layer

* in set with TN 405549 (see page 65)

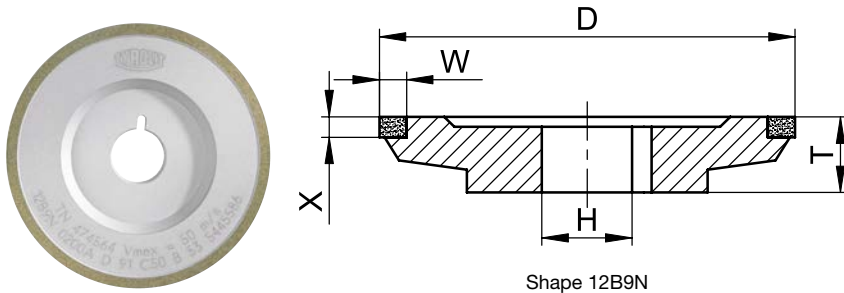


SAW SHARPENING

Flank machining for cemented carbide saws



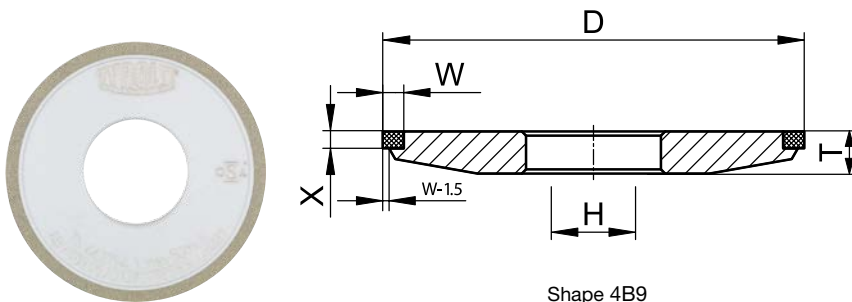
Diam.	Alu	Non and low-alloyed steels		High-alloyed steels		HSS	INOX	Cemented carbide	Industrial ceramics	Cast iron	Dry grinding	Wet grinding
		Unhardened	Hardened	Unhardened	Hardened							
								●			○	●



Shape 12B9N

Recommended stock type, shape 12B9N

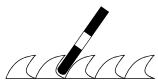
TYPE NO.	SHAPE	DIAM.	T	H	W	X	SPECIFICATION	PU	COMMENTS
462658	12B9N	76	14	20	4,5	4	D91 C50 B	1	e.g. Akemat, Vollmer
474564	12B9N	100	14	20	4,5	4	D91 C50 B	1	e.g. Vollmer
331135	12B9N	100	14	32	4,5	4	D64 C75 B	1	e.g. Vollmer



Shape 4B9

Recommended stock type, shape 4B9

TYPE NO.	SHAPE	DIAM.	T	H	W	X	SPECIFICATION	PU	COMMENTS
462794	4B9	80	10	32	4	5	D107 C75 B	1	e.g. Vollmer
328027	4B9	100	10	32	5	4	D91 C50 B	1	

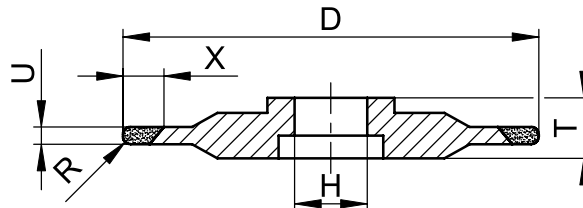


SAW SHARPENING

Tooth profile grinding



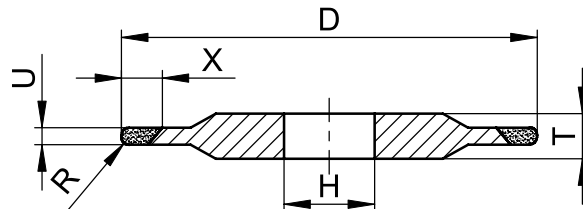
B	Alu	Non and low-alloyed steels		High-alloyed steels		HSS	INOX	Cemented carbide	Industrial ceramics	Cast iron	Dry grinding	Wet grinding
		Unhardened	Hardened	Unhardened	Hardened							
					●	●						●



Shape 14F1

Recommended stock type, shape 14F1

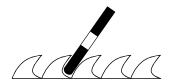
TYPE NO.	SHAPE	DIAM.	T	H	U	X	R	SPECIFICATION	PU	COMMENTS
462911	14F1	150	20	20	1,3	8,4	0,65	B126 C125 B	1	e.g. Schmidt-Tempo ECE
462914	14F1	150	20	20	2	8,4	1	B126 C125 B	1	
462916	14F1	150	20	20	2,5	8,4	1,25	B151 C125 B	1	
462918	14F1	150	20	20	3	8,4	1,5	B151 C125 B	1	



Shape 14F1

Recommended stock type, shape 14F1

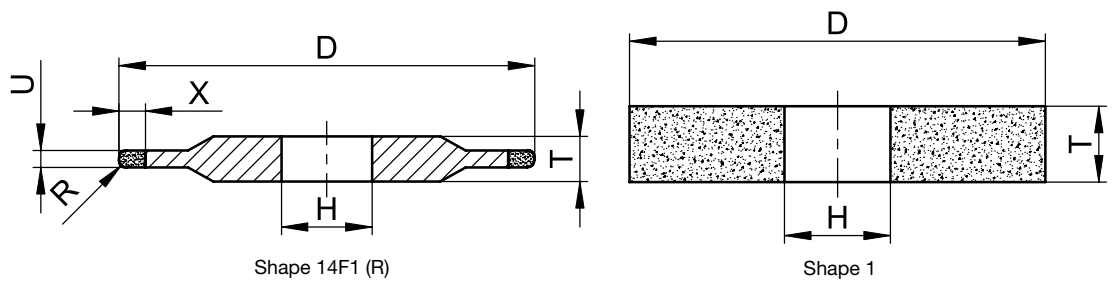
TYPE NO.	SHAPE	DIAM.	T	H	U	X	R	SPECIFICATION	PU	COMMENTS
462924	14F1	200	8	32	1,3	8,4	0,65	B126 C125 B	1	e.g. Loroch, Rekord, Schmidt-Tempo
454693	14F1	200	8	32	1,6	8,4	0,8	B126 C125 B	1	
462928	14F1	200	8	32	2	8,4	1	B126 C125 B	1	
462932	14F1	200	8	32	2,5	8,4	1,25	B151 C125 B	1	
462937	14F1	200	8	32	3	12,5	1,5	B151 C125 B	1	



Flank grinding

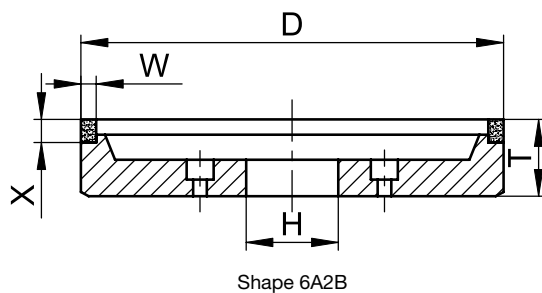


	Alu	Non and low-alloyed steels		High-alloyed steels		HSS	INOX	Cemented carbide	Industrial ceramics	Cast iron	Dry grinding	Wet grinding
		Unhardened	Hardened	Unhardened	Hardened							
89A, 454A						●						●
D								●				●
B						●					○	●



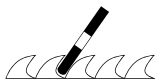
Universal and Weing Rondamat profile grinding machines

TYPE NO.	SHAPE	DIAM.	T	H	U	X	R	SPECIFICATION	PU	COMMENTS
665983	14F1	200	10	20	4	7	2	D91 C100 B	1	Universal
463137	14F1	200	10	31,75	4	7	2	B151 C75 B	1	
462939	14F1	200	5	60	4	7	2	D91 C100 B	1	Weinig Rondamat for CC tools
462943	14F1R	200	5	60	2	7	1	D46 C100 B	1	
462926	14F1R	200	10	60	3	5	1,5	D64 C100 B	1	
102804	1	225	5	60				89A 100 H5 V111	10	Weinig Rondamat for HSS tools
30806	1	225	5	60				89A 54 I5 AV53	10	
619872	1	225	5	60				455A 54 L6 V3	10	



Planer knife regrinding for Weing Rondamat

TYPE NO.	SHAPE	DIAM.	T	H	W	X	SPECIFICATION	PU	COMMENTS
34480	6A2B	125	18	20	3	4	B107 C50 B	1	Weinig Rondamat (clearance surface/back grinding)
590433	6A2B	125	18	20	3	4	D76 C75 B	1	

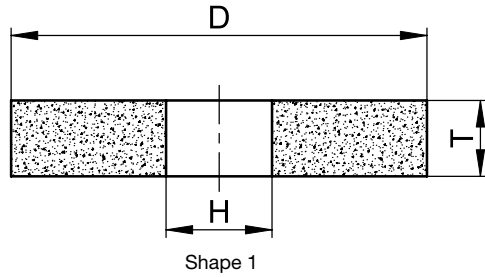


SAW SHARPENING

Saw blade polishing



c	Alu	Non and low-alloyed steels		High-alloyed steels		HSS	INOX	Cemented carbide	Industrial ceramics	Cast iron	Dry grinding	Wet grinding
		Unhardened	Hardened	Unhardened	Hardened							
		○	○	●	●	●						●



Recommended stock type, shape 1

TYPE NO.	SHAPE	DIAM.	T	H	SPECIFICATION	PU	COMMENTS
491888	1	250	25	32	C46 – BE16	1	Effect grinding of saw blades
401616	1	250	25	32	C46 – BE19F	1	Effect grinding of saw blades

Comments:

BE16 = hard, v_{max} = 32 m/s

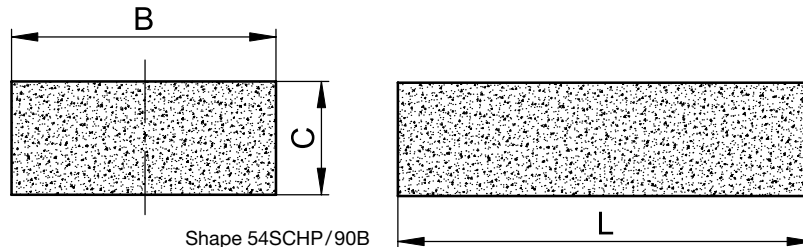
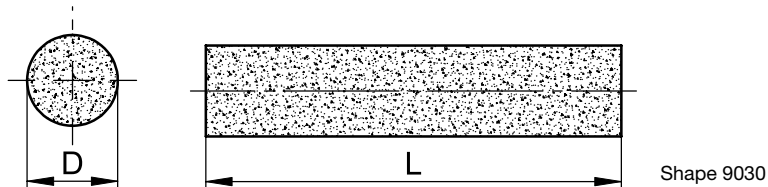
BE19 = medium-hard, v_{max} = 32 m/s

Use 2/3 wheel flange

Jointing stone



55AC, 454A	c	Alu	Non and low-alloyed steels		High-alloyed steels		HSS	INOX	Cemented carbide	Industrial ceramics	Cast iron	Dry grinding	Wet grinding
			Unhardened	Hardened	Unhardened	Hardened							
							●						
							●		●				



Recommended stock type, shape 9030, 54SCH, 54SCHP, 90B

TYPE NO.	SHAPE	B	DIAM.	C	L	SPECIFICATION	PU	COMMENTS
775476	9030		12		32	C280 J5 V18	10	
351654	54SCH	20		15	60	C320 – 55 V18	10	
917288	54SCHP	60		15	160	454A 500 D2 B22	10	
34020398	90B	60		15	160	55AC 500 D4 B22	10	



UNIVERSAL TOOL GRINDING CONVENTIONAL CERAMICS

Product advantages:


- Grit sizes tailored to application (46 – 100) and qualities
- 89A white aluminium oxide suitable for universal use
- 91A ruby aluminium oxide – special aluminium oxide with high level of toughness, particularly suitable for intermittent grinding
- Cool grinding

Application tips:

- Choice of grit size depends on the steel quality to be processed
- Low-alloyed steel = grit size 46 – 60
- HSS and special steels = grit size 60 – 80

Safety information:

- Observe safety information
- See chapter "Safety when grinding" (page 128)

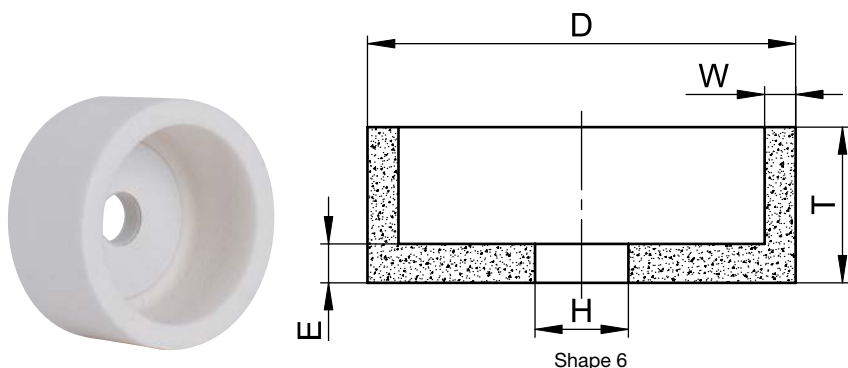




Dry grinding




	Alu	Non and low-alloyed steels		High-alloyed steels		HSS	INOX	Cemented carbide	Industrial ceramics	Cast iron	Dry grinding	Wet grinding
		Unhardened	Hardened	Unhardened	Hardened							
89A			●		●	●					●	
91A						●					●	
C								●			●	
454A					●	●					●	



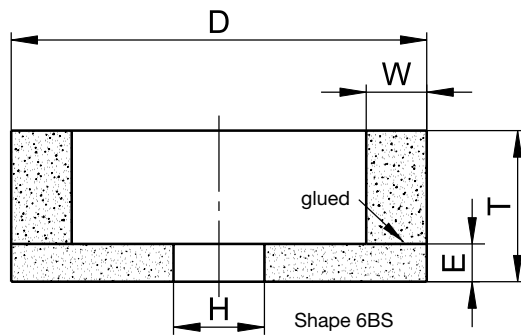
Shape 6

Recommended stock type, shape 6

TYPE NO.	SHAPE	DIAM.	T	H	W - E	SPECIFICATION	PU	COMMENTS	
34048152	6	80	40	20	6 - 10	454A 80 N5 V3 U5	1	with peripheral treatment	
455038	6	80	40	20	6 - 10	454A 90 M5 V3 U5	1		
5843	6	80	40	20	6 - 10	89A 60 K5 AV53	1	For achievable surface finishes (standard values), see table on page 127	
34924	6	100	50	20	10 - 10	89A 46 K5 AV53	1		
19040	6	100	50	20	8 - 10	89A 54 I5 AV53	1		
5886	6	100	50	20	10 - 10	89A 60 J5 AV53	1		
5887	6	100	50	20	10 - 10	89A 60 K5 AV53	1		
49273	6	100	50	20	10 - 10	89A 60 M5 AV53	1		
9627	6	100	50	20	10 - 10	89A 80 I7 AV53	1		
568265	6	100	50	20	10 - 10	89A 80 I7 AV53 U5	1		
34048027	6	100	50	20	10 - 10	454A 80 K5 V3 U5	1		with peripheral treatment
5889	6	100	50	20	10 - 10	89A 80 J5 AV53	1		For achievable surface finishes (standard values), see table on page 127
8641	6	100	50	20	10 - 10	89A 80 K5 AV53	1		
54820	6	100	50	20	10 - 10	89A 80 L5 V55	1	for CC and coated tools	
122989	6	100	50	20	10 - 10	91A 80 L5 AV217	1		
139155	6	100	50	20	10 - 10	C80 I5 V15	1	For achievable surface finishes (standard values), see table on page 127	
131991	6	125	50	32	13 - 13	89A 60 K5 V53	1		
451151	6	125	63	20	8 - 13	89A 54 I5 AV53	1		
78847	6	150	50	32	12 - 15	89A 60 K5 V53	1		
77824	6	150	60	50	15 - 15	89A 36 H7 V217	1		
438088	6	150	63	32	15 - 16	91A 46 G9 AV217 P3	1		
84809	6	150	70	28	17 - 16	89A 36 H8 V217	1		
91350	6	150	76	28	17,5 - 16	89A 46 J8 V217	1		
186445	6	150	80	32	10 - 16	89A 60 J5 AV53	1		
365824	6	150	80	50	10 - 16	89A 46 H7 AV53	1		
75803	6	165	60	32	15 - 15	91A 46 G9 AV217 P3	1	For achievable surface finishes (standard values), see table on page 127	
54119	6	175	75	76,2	17,5 - 17	89A 36 J8 V217	1		
126245	6	175	75	78	15 - 18	89A 36 H7 AV217	1		
712490	6	175	75	78	15 - 18	89A 36 J10 AV237 P22	1		
91441	6	175	75	78	15 - 18	89A 46 H7 V217	1		
587026	6	175	80	32	13 - 20	89A 46 G10 AV217	1		
210314	6	200	80	35	20 - 20	89A 46 J8 AV217	1		
70128	6	200	80	78	20 - 20	89A 36 H7 V217	1		
798715	6	200	80	78	20 - 20	89A 36 J10 AV237 P22	1		

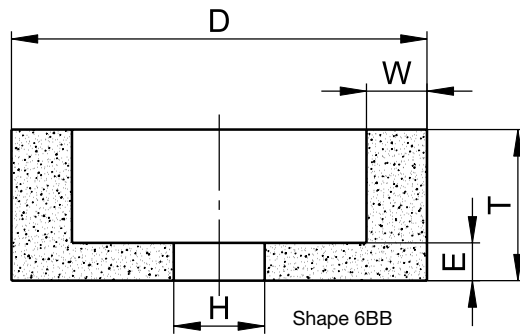


UNIVERSAL TOOL GRINDING CONVENTIONAL CERAMICS



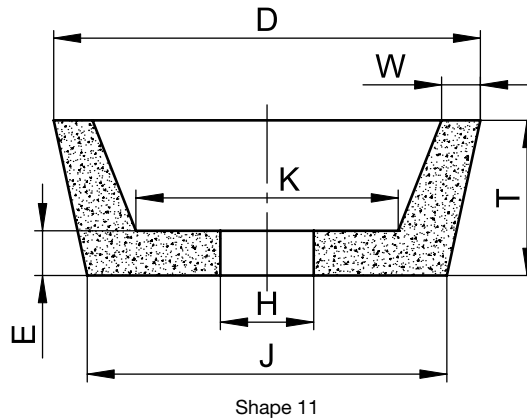
Recommended stock type, shape 6BS

TYPE NO.	SHAPE	DIAM.	T	H	W - E	SPECIFICATION	PU	COMMENTS
70092	6BS	200	100	51	25 - 25	89A 36 18 AV217	1	



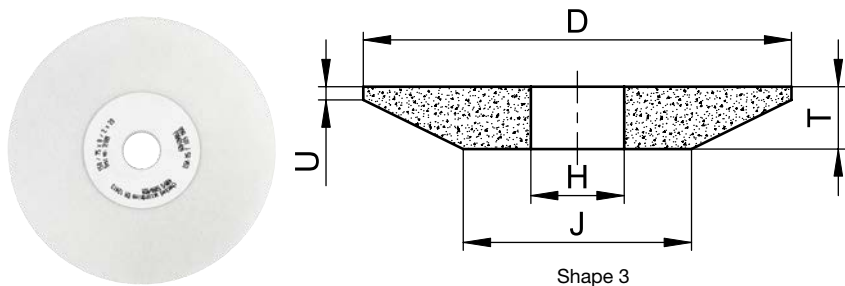

Recommended stock type, shape 6BB

TYPE NO.	SHAPE	DIAM.	T	H	W - E	SPECIFICATION	PU	COMMENTS
24299	6BB	127	63	32	22,5 - 13	C46 J5 V15	2	
108479	6BB	200	100	32	25,5 - 20	C46 J5 V15	1	for mining drill grinding machines



Recommended stock type, shape 11

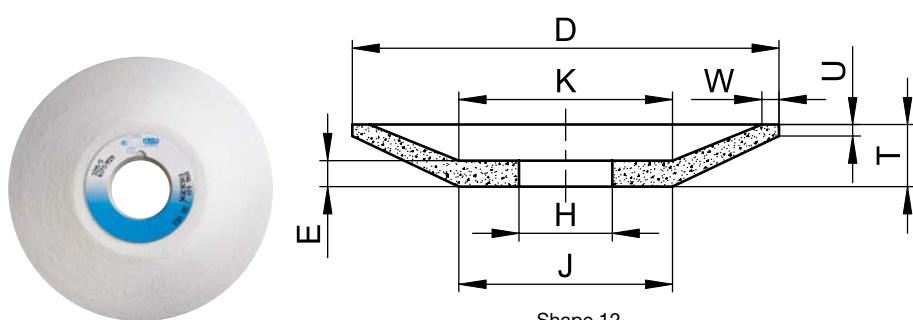
TYPE NO.	SHAPE	D / J	T	H	W - E	K	SPECIFICATION	PU	COMMENTS
334166	11	80 / 57	32	20	6 - 8	46	89A 100 H5 AV53	1	
338237	11	80 / 57	32	20	6 - 8	46	89A 60 K5 AV53	1	
4917	11	100 / 71	40	20	8 - 10	56	89A 46 J5 AV53	1	
4924	11	100 / 71	40	20	8 - 10	56	89A 60 K5 AV53	1	
631057	11	100 / 71	40	32	8 - 10	56	89A 60 J5 AV53	1	
63195	11	100 / 80	50	32	9 - 13	67	89A 60 K5 V53	1	
31675	11	125 / 96	40	20	8 - 10	81	89A 46 K5 AV53	1	
331500	11	125 / 96	40	32	8 - 10	81	89A 60 J5 AV53	1	
203176	11	150 / 114	50	32	10 - 13	96	89A 46 I5 AV53	1	
498229	11	150 / 114	50	32	10 - 13	96	89A 60 J5 AV53	1	



Shape 3

Recommended stock type, shape 3

TYPE NO.	SHAPE	D / J	T / U	H	SPECIFICATION	PU	COMMENTS
31009	3	150 / 75	8 / 2	20	89A 60 J5 AV53	1	



Shape 12

Recommended stock type, shape 12

TYPE NO.	SHAPE	D / J	T / U	H	W - E	K	SPECIFICATION	PU	COMMENTS
19659	12	100 / 50	13 / 3	20	5 - 7	50	89A 60 K5 AV53	1	
364685	12	125 / 63	13 / 3	20	6 - 7	63	89A 60 I5 AV53	1	
216789	12	125 / 63	13,3 / 3	20	6 - 7	63	89A 46 J5 AV53	1	
9398	12	150 / 75	16 / 3	20	10 - 10	85	89A 60 J5 AV53	1	
9833	12	175 / 85	18 / 3	20	10 - 10	85	89A 60 I5 AV53	1	



UNIVERSAL TOOL GRINDING

CBN & DIAMOND RESIN

Product advantages:


- Bond systems and cores optimally tailored for dry grinding by means of high heat conductivity
- Particularly cool grinding

Application tips:

- Recommended operating speed for cemented carbide: 16 – 22 m/s
- Recommended operating speed for HSS: 20 – 25 m/s

Safety information:

- Observe safety information
- See chapter "Safety when grinding" (page 128)

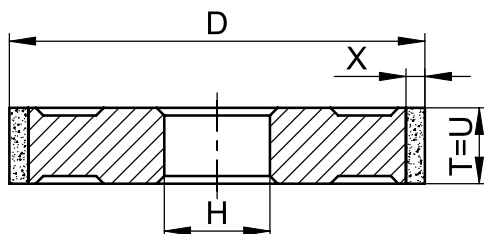




Dry grinding for HSS



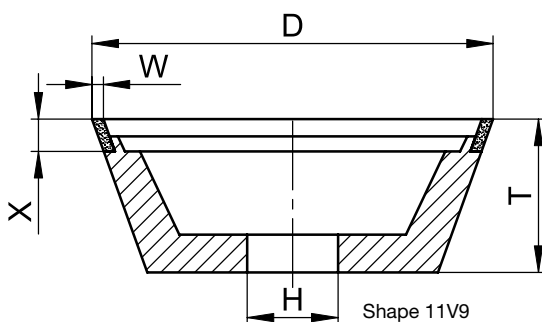
	Alu	Non and low-alloyed steels		High-alloyed steels		HSS	INOX	Cemented carbide	Industrial ceramics	Cast iron	Dry grinding	Wet grinding
		Unhardened	Hardened	Unhardened	Hardened							
AMIGO, B			●		●	●					●	



Shape 1A1

Recommended stock type, shape 1A1

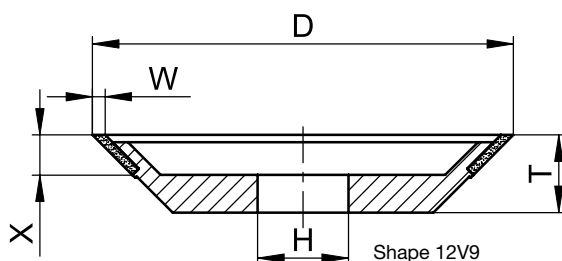
TYPE NO.	SHAPE	DIAM.	T	H	U	X	SPECIFICATION	PU	COMMENTS
620464	1A1	100	10	20	10	6	B126 C50 B54 BA	1	



Shape 11V9

Recommended stock type, shape 11V9

TYPE NO.	SHAPE	DIAM.	T	H	W	X	SPECIFICATION	PU	COMMENTS
640777	11V9	75	30	20	2	10	AMIGO B126 C75 B	1	
666288	11V9	100	35	20	2	10	AMIGO B181 C75 B	1	
561391	11V9	100	35	20	2	10	B151 C75 B	1	Long life B53
617388	11V9	100	35	20	2	10	AMIGO B126 C75 B	1	
644514	11V9	100	35	20	2	10	AMIGO B91 C75 B	1	
636398	11V9	100	35	20	3	10	AMIGO B126 C75 B	1	
649723	11V9	100	35	32	2	10	AMIGO B126 C75 B	1	
641854	11V9	125	40	20	2	10	AMIGO B126 C75 B	1	
644532	11V9	125	40	20	2	10	AMIGO B91 C75 B	1	



Shape 12V9

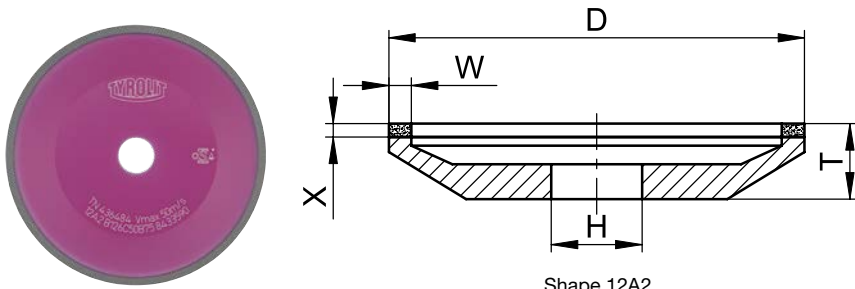
Recommended stock type, shape 12V9

TYPE NO.	SHAPE	DIAM.	T	H	W	X	SPECIFICATION	PU	COMMENTS
703242	12V9	75	20	20	2	6	AMIGO B126 C75 B	1	
636658	12V9	100	20	20	2	10	AMIGO B126 C75 B	1	
840506	12V9	125	25	20	2	10	AMIGO B126 C75 B	1	



UNIVERSAL TOOL GRINDING

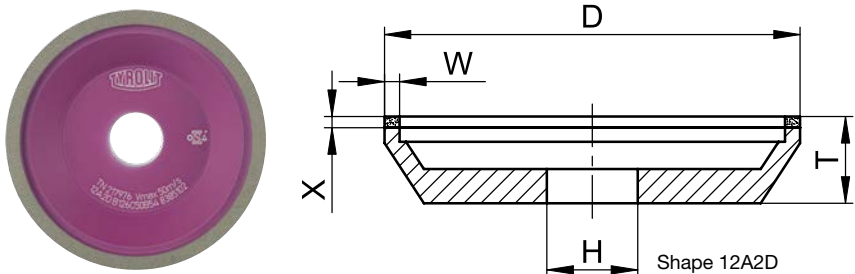
CBN & DIAMOND RESIN



Shape 12A2

Recommended stock type, shape 12A2

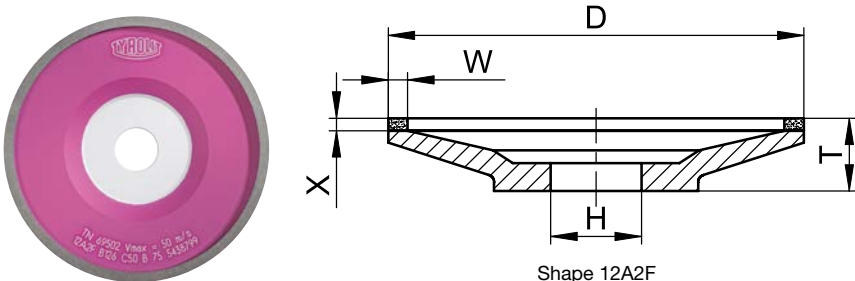
TYPE NO.	SHAPE	DIAM.	T	H	W	X	SPECIFICATION	PU	COMMENTS
436484	12A2	150	18	20	5	2	B126 C50 B	1	
124644	12A2	150	18	20	5	3	B126 C50 B	1	
337051	12A2	150	18	20	4	3	B126 C75 B	1	
649692	12A2	175	20	20	6	2	B151 C75 B	1	



Shape 12A2D

Recommended stock type, shape 12A2D

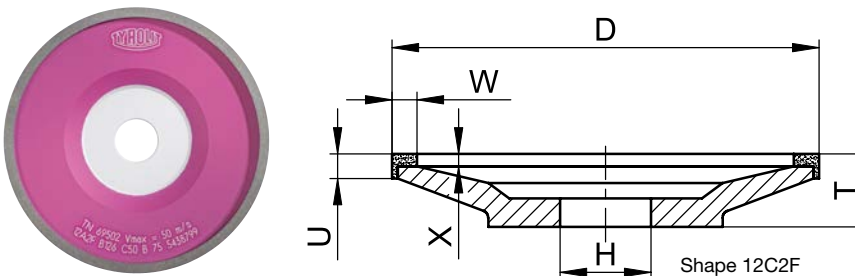
TYPE NO.	SHAPE	DIAM.	T	H	W	X	SPECIFICATION	PU	COMMENTS
217976	12A2D	100	25	20	6	2	B126 C50 B	1	
666137	12A2D	100	25	20	6	3	B126 C50 B	1	



Shape 12A2F

Recommended stock type, shape 12A2F

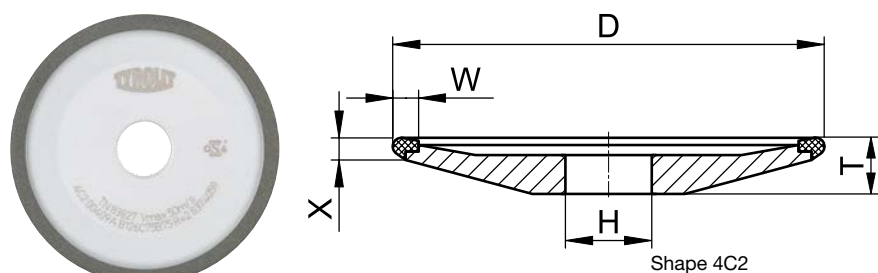
TYPE NO.	SHAPE	DIAM.	T	H	W	X	SPECIFICATION	PU	COMMENTS
69502	12A2F	125	23	20	5	4	B126 C50 B	1	



Shape 12C2F

Recommended stock type, shape 12C2F

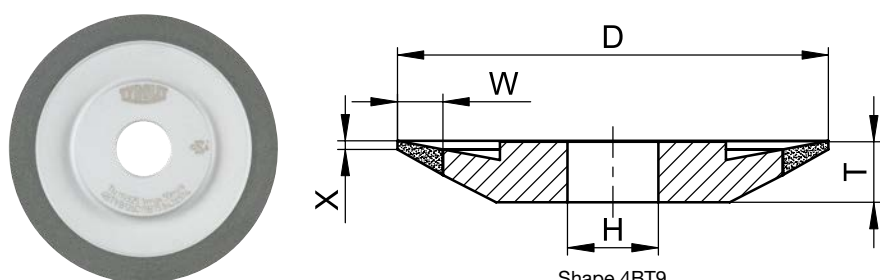
TYPE NO.	SHAPE	DIAM.	T	H	W	U	X	SPECIFICATION	PU	COMMENTS
646778	12C2F	125	23	20	5	5	4	AMIGO B91 C75 B	1	
641839	12C2F	125	23	20	5	5	4	AMIGO B151 C75 B	1	
641842	12C2F	150	23	20	5	5	4	AMIGO B151 C75 B	1	



Shape 4C2

Recommended stock type, shape 4C2

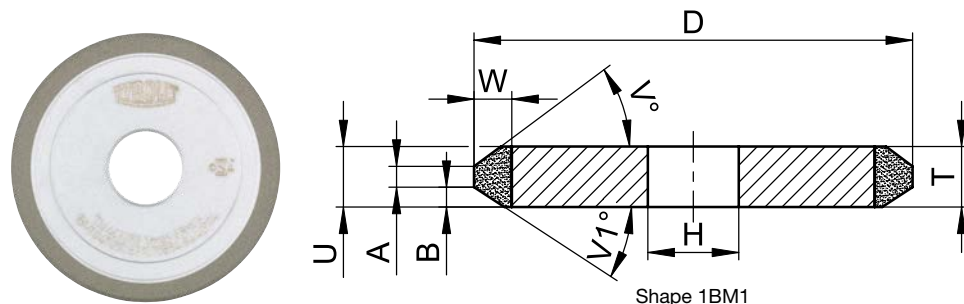
TYPE NO.	SHAPE	DIAM.	T	H	U	W	R	SPECIFICATION	PU	COMMENTS
83827	4C2	100	13	20	5,1	6	2	B126 C75 B	1	



Shape 4BT9

Recommended stock type, shape 4BT9

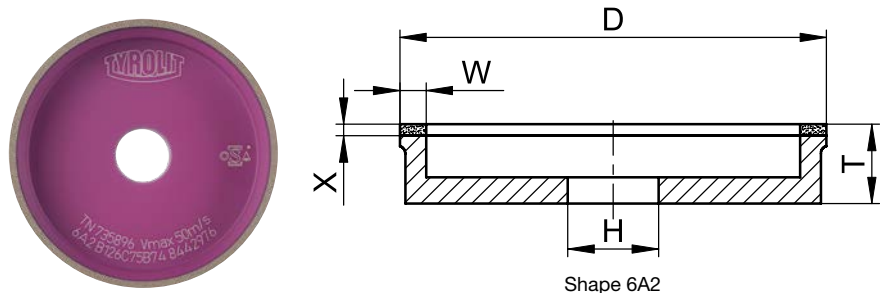
TYPE NO.	SHAPE	DIAM.	T	H	W	X	SPECIFICATION	PU	COMMENTS
119325	4BT9	100	10	20	10	1	B126 C75 B	1	



Shape 1BM1

Recommended stock type, shape 1BM1


TYPE NO.	SHAPE	DIAM.	T	H	U	A	B	X	V°	V1°	SPECIFICATION	PU	COMMENTS
463068	1BM1	75	4	20	4	0,9	1,5	8	45	22,5	B91 C75 B	1	Drill bit diameter 4 mm



Shape 6A2

Recommended stock type, shape 6A2

TYPE NO.	SHAPE	DIAM.	T	H	W	X	SPECIFICATION	PU	COMMENTS
735896	6A2	100	30	20	3	6	B126 C75 B	1	



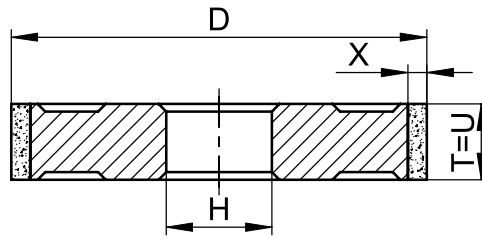
UNIVERSAL TOOL GRINDING

CBN & DIAMOND RESIN

Dry grinding for cemented carbide



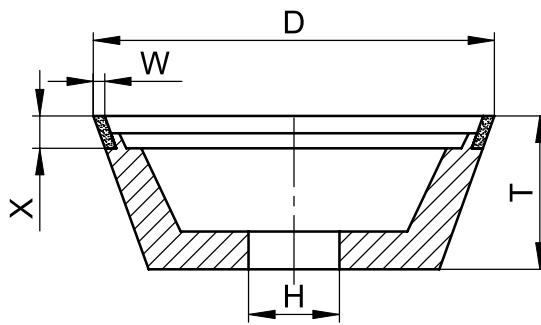
DIAGO, D	Alu	Non and low-alloyed steels		High-alloyed steels		HSS	INOX	Cemented carbide	Industrial ceramics	Cast iron	Dry grinding	Wet grinding
		Unhardened	Hardened	Unhardened	Hardened							
								●			●	



Shape 1A1

Recommended stock type, shape 1A1

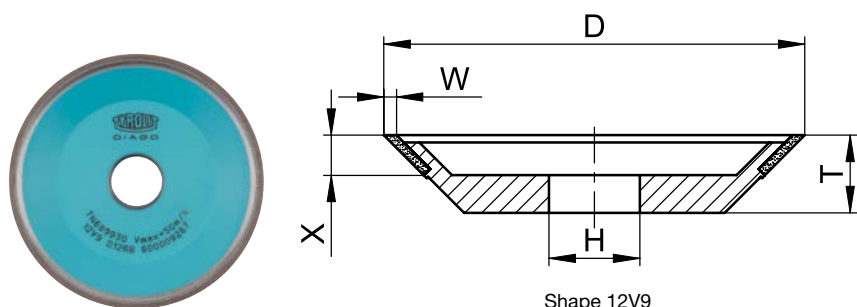

TYPE NO.	SHAPE	DIAM.	T	H	U	X	SPECIFICATION	PU	COMMENTS
640978	1A1	100	10	20	10	6	D64 C50 B	1	



Shape 11V9

Recommended stock type, shape 11V9

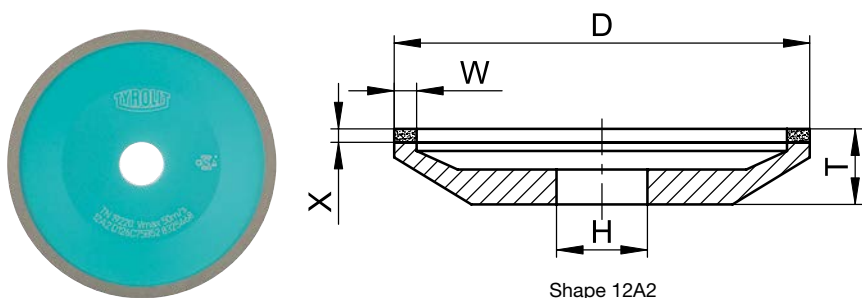
TYPE NO.	SHAPE	DIAM.	T	H	W	X	SPECIFICATION	PU	COMMENTS
249717	11V9	75	30	20	2	6	D126 C75 B	1	Long life B52
679634	11V9	75	30	20	2	10	DIAGO D126 C75 B	1	
721301	11V9	75	30	20	2	10	DIAGO D64 C50 B	1	
676589	11V9	100	35	20	2	10	DIAGO D181 C75 B	1	
46198	11V9	100	35	20	3	10	DIAGO D181 C75 B	1	
675309	11V9	100	35	20	2	10	DIAGO D126 C75 B	1	
335803	11V9	100	35	31,75	2	10	DIAGO D126 C75 B	1	
681915	11V9	100	35	20	2	10	DIAGO D91 C75 B	1	
675272	11V9	100	35	20	2	10	DIAGO D64 C50 B	1	
576021	11V9	100	35	20	2	10	D126 C75 B	1	Long life B74
5028	11V9	100	35	20	3	10	D126 C75 B	1	Long life B52
561390	11V9	100	35	20	3	10	D126 C75 B	1	Long life B53
675318	11V9	100	35	20	3	10	DIAGO D126 C75 B	1	
721303	11V9	100	35	20	3	10	DIAGO D64 C50 B	1	
679946	11V9	125	40	20	3	10	DIAGO D126 C75 B	1	



Shape 12V9

Recommended stock type, shape 12V9

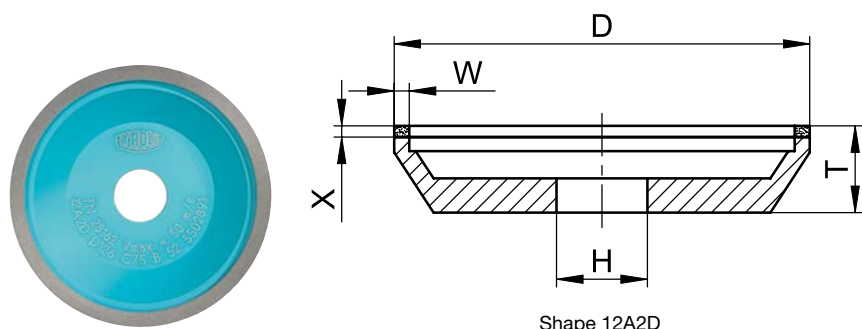
TYPE NO.	SHAPE	DIAM.	T	H	W	X	SPECIFICATION	PU	COMMENTS
696324	12V9	75	20	20	2	6	DIAGO D126 C75 B	1	Long life B73
721319	12V9	75	20	20	2	6	DIAGO D64 C50 B	1	
689930	12V9	100	20	20	2	10	DIAGO D126 C75 B	1	
311250	12V9	125	25	20	2	10	D126 C75 B	1	
90998	12V9	125	25	20	2	6	D54 C65 B	1	
194540	12V9	100	20	20	2	10	DIAGO D91 C75 B	1	
43588	12V9	100	20	20	2	10	D91 C75 B	1	



Shape 12A2

Recommended stock type, shape 12A2


TYPE NO.	SHAPE	DIAM.	T	H	W	X	SPECIFICATION	PU	COMMENTS
19220	12A2	125	16	20	6	2	D126 C75 B	1	
291603	12A2	150	18	20	5	3	D91 C75 B	1	



Shape 12A2D

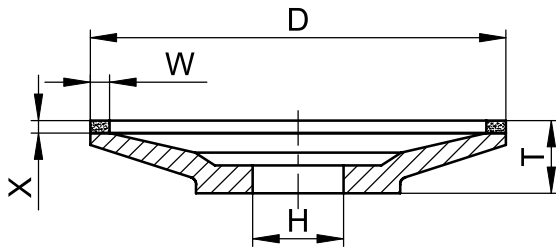
Recommended stock type, shape 12A2D

TYPE NO.	SHAPE	DIAM.	T	H	W	X	SPECIFICATION	PU	COMMENTS
104376	12A2D	100	25	20	5	3	D91 C75 B	1	
28162	12A2D	100	25	20	6	2	D126 C75 B	1	
38012	12A2D	100	25	20	6	2	D64 C50 B	1	
462949	12A2D	100	27	20	6	4	D64 C50 B	1	
779789	12A2D	100	25	20	10	3	D91 C75 B	1	



UNIVERSAL TOOL GRINDING

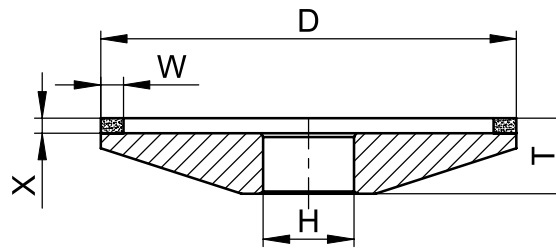
CBN & DIAMOND RESIN



Shape 12A2F

Recommended stock type, shape 12A2F

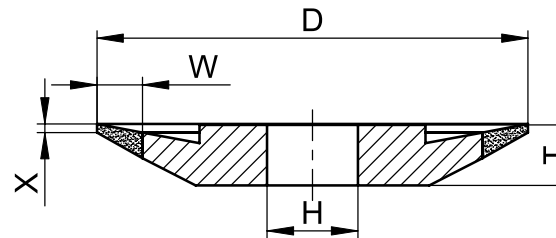
TYPE NO.	SHAPE	DIAM.	T	H	W	X	SPECIFICATION	PU	COMMENTS
102902	12A2F	125	23	20	5	4	D126 C50 B	1	
842923	12A2F	125	23	20	5	4	D151 C75 B	1	Long life B53
731399	12A2F	125	23	20	5	4	D151 C75 B	1	
731387	12A2F	125	23	20	5	4	D64 C50 B	1	
97868	12A2F	125	23	20	5	4	D64 C50 B	1	Long life B73
416671	12A2F	150	22	20	4	3	D64 C50 B	1	
679671	12A2F	150	23	20	5	4	D126 C75 B	1	



Shape 4A2

Recommended stock type, shape 4A2

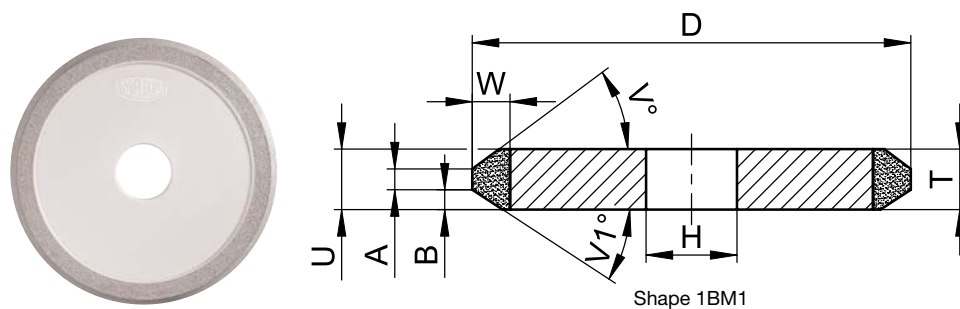
TYPE NO.	SHAPE	DIAM.	T	H	W	X	SPECIFICATION	PU	COMMENTS
86734	4A2	125	10	20	5	2	D64 C50 B	1	
480500	4A2	125	10	20	5	2	D126 C75 B	1	
215813	4A2	150	12	20	5	2	D126 C50 B	1	
436472	4A2	150	12	20	5	2	D64 C50 B	1	



Shape 4BT9

Recommended stock type, shape 4BT9

TYPE NO.	SHAPE	DIAM.	T	H	W	X	SPECIFICATION	PU	COMMENTS
255835	4BT9	100	10	20	10	1	D91 C75 B	1	



Shape 1BM1

Recommended stock type, shape 1BM1

TYPE NO.	SHAPE	DIAM.	T	H	U	A	B	X	V°	V1°	SPECIFICATION	PU	COMMENTS
790783	1BM1	75	4	20	4	0.9	1.5	8	45	22.5	D64 C75 B	1	Drill bit diameter 4 mm
848480	1BM1	75	4.5	20	4.5	1.7	1.5	7	45	22.5	D64 C75 B	1	Drill bit diameter 5 and 6 mm
790784	1BM1	75	5	20	5	2.4	1.5	6.5	45	22.5	D64 C75 B	1	Drill bit diameter 8 mm
867805	1BM1	75	6	20	6	3.7	1.5	6	45	22.5	D64 C75 B	1	Drill bit diameter 10 mm



CNC TOOL GRINDING

CBN & DIAMOND RESIN

Product advantages:

- For various applications in regrinding and tool manufacturing
- Bond systems for oil and emulsion
- Resin bond systems with high edge stability


Application tips:

- Cutting speed for CBN cup grinding wheels should be up to 30% higher than for diamond wheels
- Optimum peripheral speed for CBN grinding wheels (for flute grinding) 20 – 25 m/s
- For CBN wheels and cup wheels, the operating speeds should be 5 – 8 m/s faster compared to the standard values for diamond wheels
- Ensure good coolant supply
- For optimised dressing, see page 113, 117



Safety information:

- Observe safety information
- See chapter "Safety when grinding" (page 128)

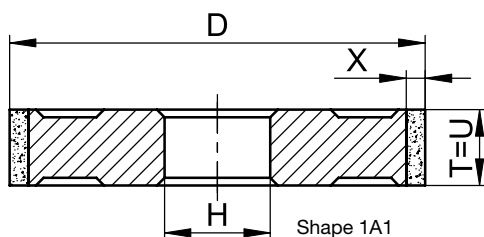




Wet grinding for HSS

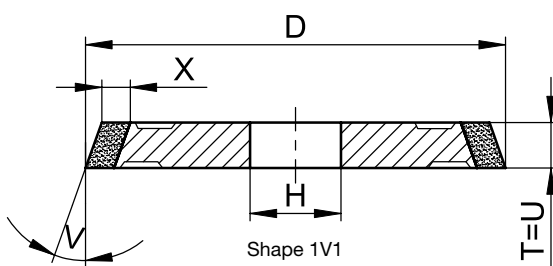


	Alu	Non and low-alloyed steels		High-alloyed steels		HSS	INOX	Cemented carbide	Industrial ceramics	Cast iron	Dry grinding	Wet grinding
		Unhardened	Hardened	Unhardened	Hardened							
STARTEC-BASIC, B					●	●						●



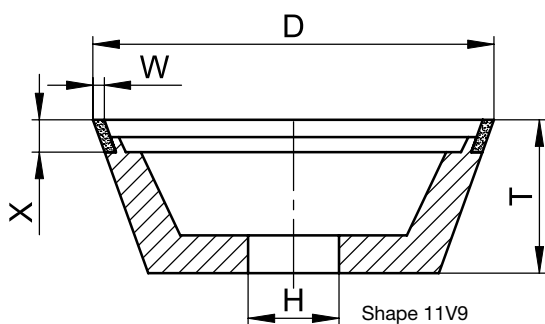
Recommended stock type, shape 1A1

TYPE NO.	SHAPE	DIAM.	T	H	U	X	SPECIFICATION	PU	COMMENTS
906950	1A1	100	6	20	6	6	STARTEC-BASIC BL126 3PD	1	Optimum operating speed vc = 20 – 25 m/s
906951	1A1	100	10	20	10	6	STARTEC-BASIC BL126 3PD	1	
906954	1A1	125	10	20	10	6	STARTEC-BASIC BL126 3PD	1	




Recommended stock type, shape 1V1

TYPE NO.	SHAPE	DIAM.	T	H	U	X	V	SPECIFICATION	PU	COMMENTS
906946	1V1	125	12	20	12	6	45	STARTEC-BASIC BL126 3PD	1	Optimum operating speed vc = 20 – 25 m/s
906947	1V1	150	6	20	6	6	15	STARTEC-BASIC BL126 3PD	1	



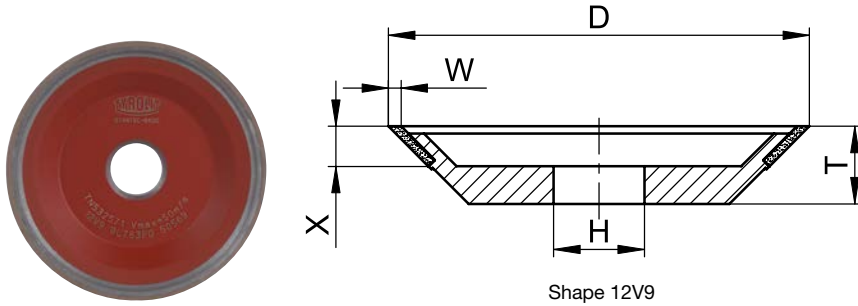
Recommended stock type, shape 11V9

TYPE NO.	SHAPE	DIAM.	T	H	W	X	SPECIFICATION	PU	COMMENTS
75669	11V9	75	30	20	2	10	STARTEC-BASIC BL126 3PD	1	Optimum operating speed vc = 25 – 30 m/s
494983	11V9	75	30	20	2	10	STARTEC-BASIC BL76 3PD	1	
494985	11V9	100	35	20	2	10	STARTEC-BASIC BL76 3PD	1	
532564	11V9	100	35	20	3	10	STARTEC-BASIC BL76 3PD	1	



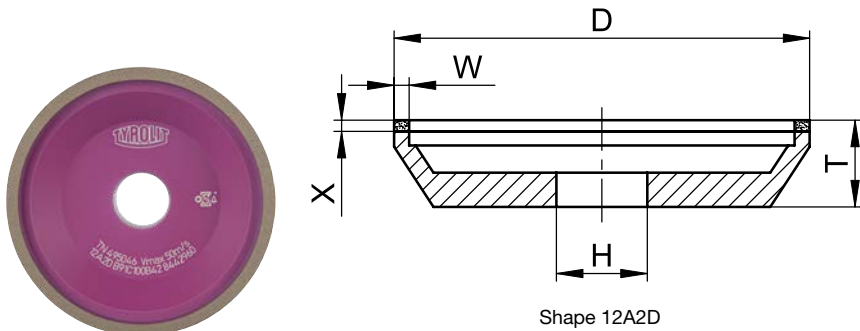
CNC TOOL GRINDING

CBN & DIAMOND RESIN



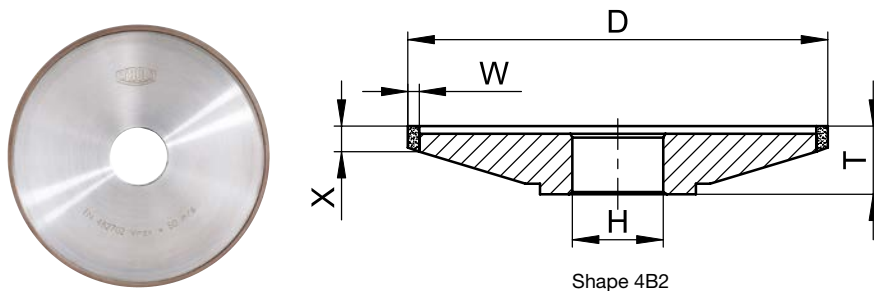
Recommended stock type, shape 12V9

TYPE NO.	SHAPE	DIAM.	T	H	W	X	SPECIFICATION	PU	COMMENTS
75679	12V9	100	20	20	2	10	STARTEC-BASIC BL126 3PD	1	Optimum operating speed vc = 25 – 30 m/s
532571	12V9	100	20	20	2	10	STARTEC-BASIC BL76 3PD	1	
75685	12V9	125	25	20	2	10	STARTEC-BASIC BL126 3PD	1	
495027	12V9	125	25	20	2	10	STARTEC-BASIC BL76 3PD	1	



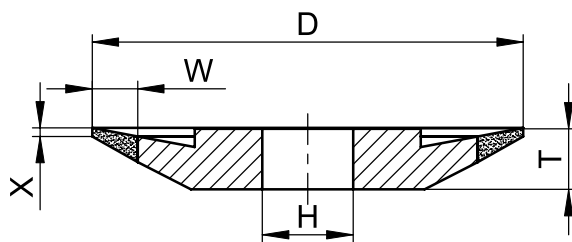

Recommended stock type, shape 12A2D

TYPE NO.	SHAPE	DIAM.	T	H	W	X	SPECIFICATION	PU	COMMENTS
495046	12A2D	100	25	20	5	3	B91 C100 B	1	
173085	12A2D	125	25	20	15	3	B91 C100 B	1	



Recommended stock type, shape 4B2

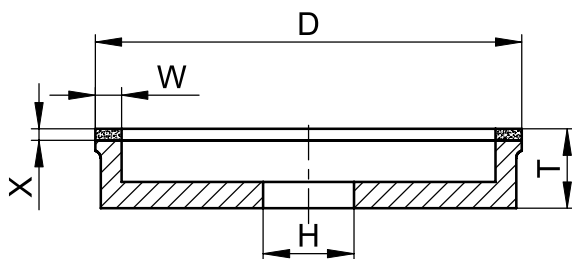
TYPE NO.	SHAPE	DIAM.	T	H	W	X	SPECIFICATION	PU	COMMENTS
667930	4B2	150	18	20	2	2	B126 C100 B	1	Chip surface, hobbing cutter



Shape 4BT9

Recommended stock type, shape 4BT9


TYPE NO.	SHAPE	DIAM.	T	H	W	X	SPECIFICATION	PU	COMMENTS
495058	4BT9	125	10	20	10	1	STARTEC-BASIC BL126 3PD	1	



Shape 6A2

Recommended stock type, shape 6A2

TYPE NO.	SHAPE	DIAM.	T	H	W	X	SPECIFICATION	PU	COMMENTS
495038	6A2	125	30	20	5	3	STARTEC-BASIC BL91 3PD	1	



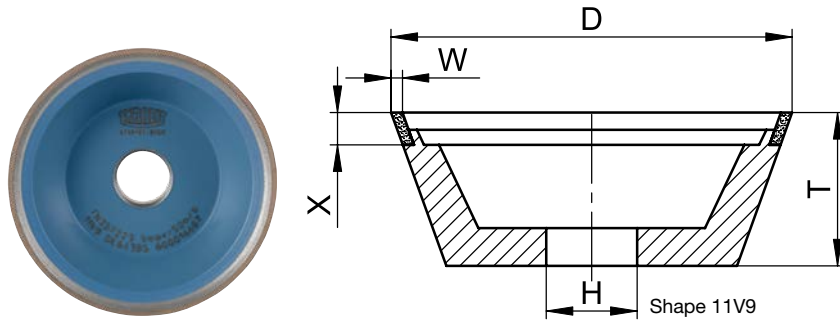
CNC TOOL GRINDING

CBN & DIAMOND RESIN

Wet grinding for cemented carbide

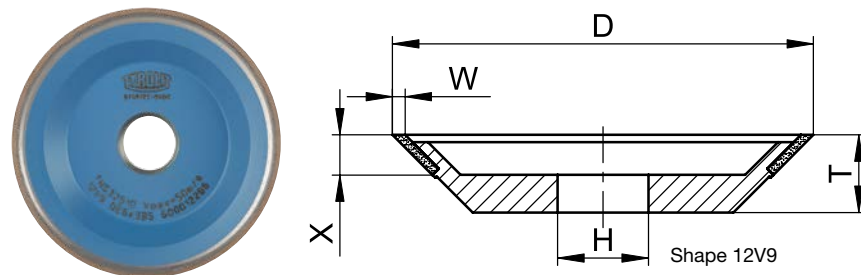


	Alu	Non and low-alloyed steels		High-alloyed steels		HSS	INOX	Cemented carbide	Industrial ceramics	Cast iron	Dry grinding	Wet grinding
		Unhardened	Hardened	Unhardened	Hardened							
STARTEC-BASIC, B								●				●



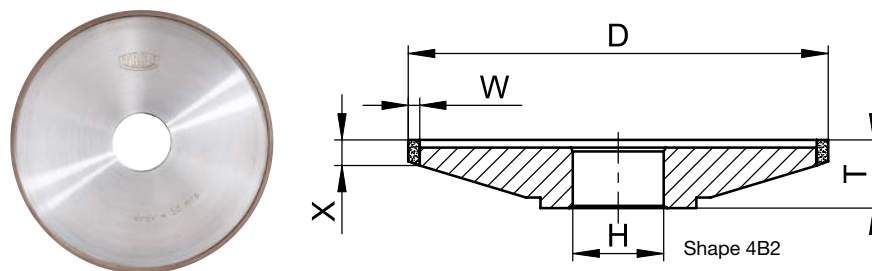
Recommended stock type, shape 11V9

TYPE NO.	SHAPE	DIAM.	T	H	W	X	SPECIFICATION	PU	COMMENTS
390970	11V9	75	30	20	2	10	STARTEC-BASIC DE64 3BS	1	Optimum operating speed vc = 18 – 25 m/s
357223	11V9	100	35	20	2	10	STARTEC-BASIC DE64 3BS	1	
532514	11V9	100	35	20	3	10	STARTEC-BASIC DE64 3BS	1	



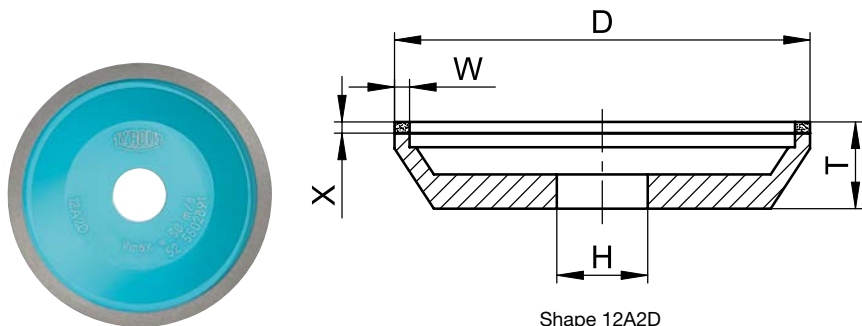

Recommended stock type, shape 12V9

TYPE NO.	SHAPE	DIAM.	T	H	W	X	SPECIFICATION	PU	COMMENTS
495020	12V9	75	20	20	2	6	STARTEC-BASIC DE64 3BS	1	Optimum operating speed vc = 18 – 25 m/s
532510	12V9	100	20	20	2	10	STARTEC-BASIC DE64 3BS	1	
532529	12V9	100	20	20	3	10	STARTEC-BASIC DE64 3BS	1	
363993	12V9	125	25	20	2	10	STARTEC-BASIC DE64 3BS	1	
532540	12V9	125	25	20	3	10	STARTEC-BASIC DE64 3BS	1	



Recommended stock type, shape 4B2

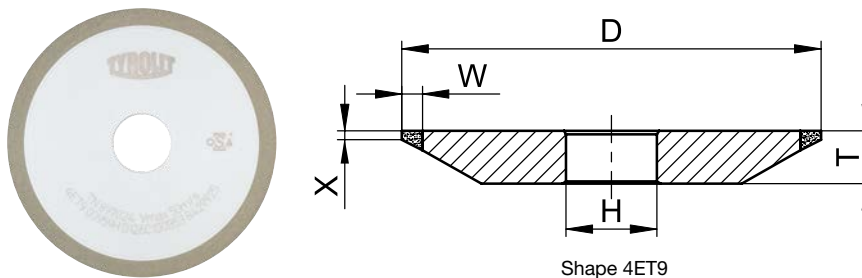
TYPE NO.	SHAPE	DIAM.	T	H	W	X	SPECIFICATION	PU	COMMENTS
665141	4B2	150	18	20	2	2	STARTEC-BASIC DE64 3BX	1	for hobbing cutter



Shape 12A2D

Recommended stock type, shape 12A2D

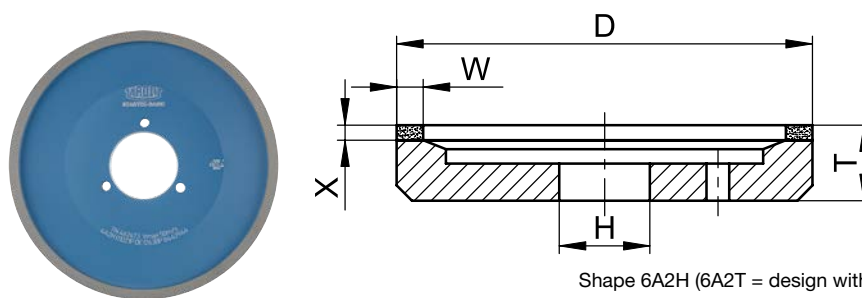
TYPE NO.	SHAPE	DIAM.	T	H	W	X	SPECIFICATION	PU	COMMENTS
495044	12A2D	125	25	20	15	3	D54 C75 B	1	



Shape 4ET9

Recommended stock type, shape 4ET9

TYPE NO.	SHAPE	DIAM.	T	H	W	X	SPECIFICATION	PU	COMMENTS
897024	4ET9	150	14	32	10	1	D126 C100 B	1	



Shape 6A2H (6A2T = design with threaded bore)

Recommended stock type, shape 6A2H

TYPE NO.	SHAPE	DIAM.	T	H	W	X	SPECIFICATION	PU	COMMENTS
462673	6A2H	200	30	50	8	4	STARTEC-BASIC DE126 3BP	1	
470272	6A2T	200	35	75	8	4	D126 C100 B	1	for planer and paper knives; e.g. Göckel, Reform
665142	6A2H	200	30	50	8	4	D64 C75 B	1	
665143	6A2T	200	35	75	8	4	D64 C75 B	1	



CNC TOOL GRINDING

HIGH PERFORMANCE GRINDING TOOLS


CBN & DIAMOND METAL

Product advantages:

- Bond systems for oil and emulsion
- Optimum results with oil coolant, reduced cutting performance with emulsion
- Highest edge stability on cup grinding wheels 11V9 and 12V9

Application tips:

- Use STARTEC XP-P for optimum cutting performance
- Use STARTEC HP for standard applications
- Cutting speed recommendation for flute grinding
Solid carbide: 16 – 18 m/s
HSS: 20 – 25 m/s
- Cutting speed recommendation for cup grinding wheels
Solid carbide: 18 – 24 m/s
HSS: 20 – 30 m/s
- Always ensure enough coolant is available
- Dressing and sharpening instructions see page 113, 117




Safety information:

- Always respect safety instructions for grinding tools
- See chapter Safety with grinding on page 128



CNC TOOL GRINDING

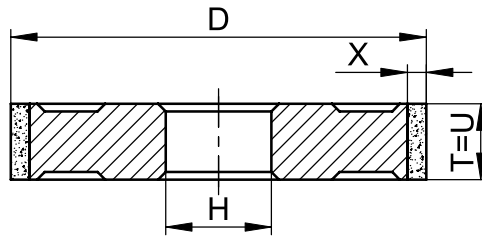
CBN & DIAMOND METAL



Wet grinding for HSS



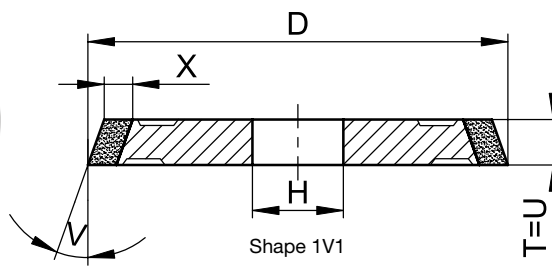
	Alu	Non and low-alloyed steels		High-alloyed steels		HSS	INOX	Cemented carbide	Industrial ceramics	Cast iron	Dry grinding	Wet grinding
		Unhardened	Hardened	Unhardened	Hardened							
STARTEC-XP-P					●	●						●
STARTEC-HP												



Shape 1A1

Recommended stock type, shape 1A1 STARTEC XP-P


TYPE NO.	SHAPE	DIAM.	T	H	U	X	SPECIFICATION	PU	COMMENTS
759826	1A1	75	6	20	6	10	STARTEC XP-P B126 MXPP	1	Optimum operating speed vc = 20 – 25 m/s
740383	1A1	75	10	20	10	10	STARTEC XP-P B126 MXPP	1	
751424	1A1	100	6	20	6	10	STARTEC XP-P B126 MXPP	1	
740382	1A1	100	10	20	10	10	STARTEC XP-P B126 MXPP	1	
772440	1A1	100	12	20	12	10	STARTEC XP-P B126 MXPP	1	
763854	1A1	100	15	20	15	10	STARTEC XP-P B126 MXPP	1	
772442	1A1	125	6	20	6	10	STARTEC XP-P B126 MXPP	1	
772443	1A1	125	10	20	10	10	STARTEC XP-P B126 MXPP	1	
772444	1A1	125	12	20	12	10	STARTEC XP-P B126 MXPP	1	
772446	1A1	125	15	20	15	10	STARTEC XP-P B126 MXPP	1	
772447	1A1	150	8	20	8	10	STARTEC XP-P B126 MXPP	1	
772448	1A1	150	12	20	12	10	STARTEC XP-P B126 MXPP	1	



Shape 1V1

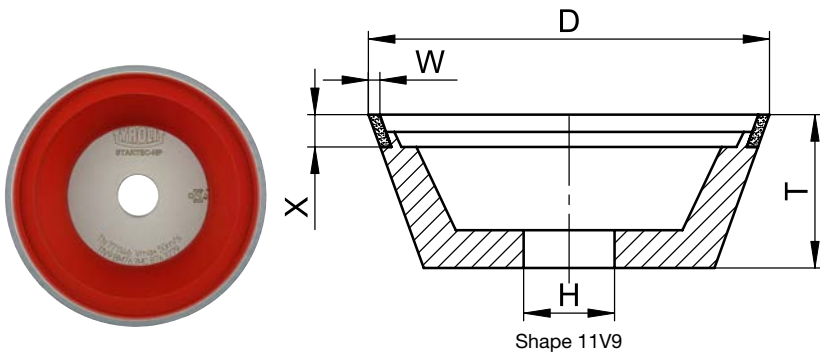
Recommended stock type, shape 1V1 STARTEC XP-P

TYPE NO.	SHAPE	DIAM.	T	H	U	X	V°	SPECIFICATION	PU	COMMENTS
772453	1V1	75	10	20	10	10	15	STARTEC XP-P B126 MXPP	1	Optimum operating speed vc = 20 – 25 m/s
772455	1V1	100	12	20	12	10	45	STARTEC XP-P B126 MXPP	1	
772458	1V1	125	10	20	10	10	15	STARTEC XP-P B126 MXPP	1	
772461	1V1	125	10	20	10	10	45	STARTEC XP-P B126 MXPP	1	
772462	1V1	125	15	20	15	10	15	STARTEC XP-P B126 MXPP	1	
772465	1V1	150	12	20	12	10	10	STARTEC XP-P B126 MXPP	1	



CNC TOOL GRINDING

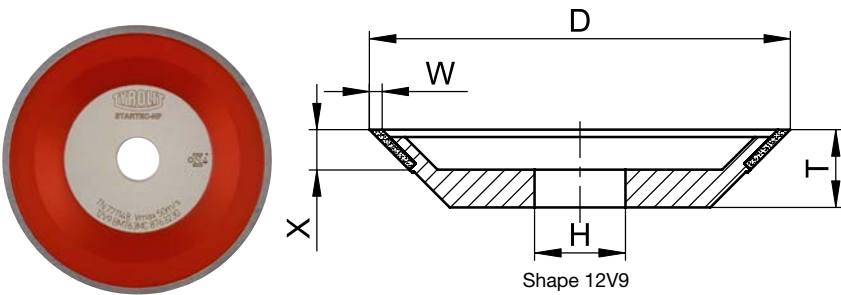
CBN & DIAMOND METAL



Shape 11V9

Recommended stock type, shape 11V9 STARTEC-HP

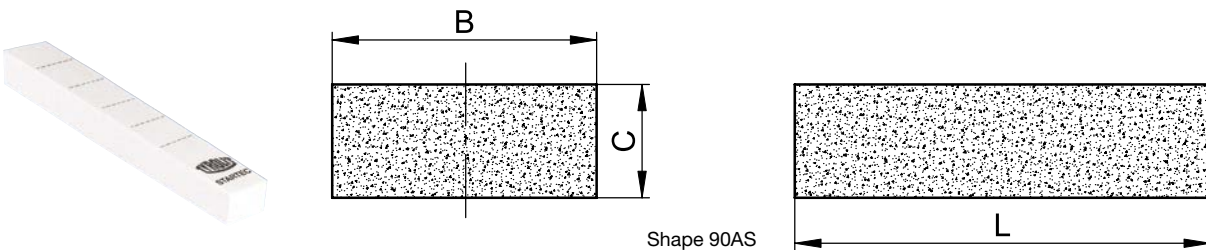
TYPE NO.	SHAPE	DIAM.	T	H	W	X	V°	SPECIFICATION	PU	COMMENTS
16587	11V9	75	30	20	3	10	20	STARTEC-HP BM76 3MC	1	Optimum operating speed vc = 20 – 30 m/s
769871	11V9	100	35	20	3	10	20	STARTEC-HP BM76 3MC	1	
771146	11V9	125	40	20	3	10	20	STARTEC-HP BM76 3MC	1	



Shape 12V9

Recommended stock type, shape 12V9 STARTEC-HP

TYPE NO.	SHAPE	DIAM.	T	H	W	X	V°	SPECIFICATION	PU	COMMENTS
35090	12V9	100	20	20	2	10	45	STARTEC-HP BM763MC	1	Optimum operating speed vc = 20 – 30 m/s
771148	12V9	125	25	20	3	10	45	STARTEC-HP BM76 3MC	1	



Shape 90AS

STARTEC Dressing stick for diamond and CBN grinding wheels, shape 90AS

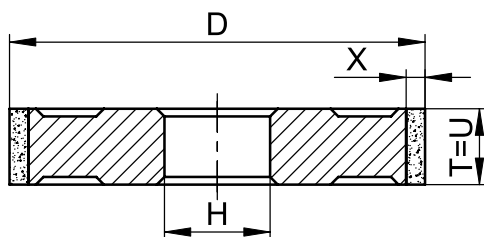
TYPE NO.	SHAPE	B	C	L	SPECIFICATION	PU	COMMENTS
678953	90AS	24	13	200	A240 STARTEC	10	For STARTEC XP-P and HP



Wet grinding for cemented carbide




	Alu	Non and low-alloyed steels		High-alloyed steels		HSS	INOX	Cemented carbide	Industrial ceramics	Cast iron	Dry grinding	Wet grinding
		Unhardened	Hardened	Unhardened	Hardened							
STARTEC-XP-P, STARTEC-HP								●				●



Shape 1A1

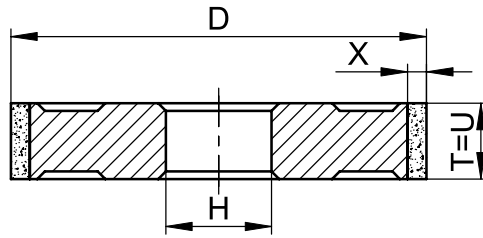
Recommended stock type, shape 1A1 STARTEC XP-P

TYPE NO.	SHAPE	DIAM.	T	H	U	X	SPECIFICATION	PU	COMMENTS
679931	1A1	75	6	20	6	6	STARTEC XP-P D54 MXPP	1	Optimum operating speed vc = 16 – 18 m/s
662236	1A1	75	6	20	6	10	STARTEC XP-P D54 MXPP	1	
679936	1A1	75	10	20	10	6	STARTEC XP-P D54 MXPP	1	
742939	1A1	75	10	20	10	10	STARTEC XP-P D54 MXPP	1	
679938	1A1	100	6	20	6	6	STARTEC XP-P D54 MXPP	1	
695084	1A1	100	6	20	6	10	STARTEC XP-P D54 MXPP	1	
679939	1A1	100	10	20	10	6	STARTEC XP-P D54 MXPP	1	
682530	1A1	100	10	20	10	10	STARTEC XP-P D54 MXPP	1	
694995	1A1	100	10	31,75	10	6	STARTEC XP-P D54 MXPP	1	
711619	1A1	100	10	31,75	10	10	STARTEC XP-P D54 MXPP	1	
679940	1A1	100	12	20	12	6	STARTEC XP-P D54 MXPP	1	
700297	1A1	100	12	20	12	10	STARTEC XP-P D54 MXPP	1	
685346	1A1	100	12	31,75	12	6	STARTEC XP-P D54 MXPP	1	
724476	1A1	100	12	31,75	12	10	STARTEC XP-P D54 MXPP	1	
679942	1A1	100	15	20	15	6	STARTEC XP-P D54 MXPP	1	
675436	1A1	100	15	20	15	10	STARTEC XP-P D54 MXPP	1	
679945	1A1	125	6	20	6	6	STARTEC XP-P D54 MXPP	1	
686906	1A1	125	6	20	6	10	STARTEC XP-P D54 MXPP	1	
679947	1A1	125	10	20	10	6	STARTEC XP-P D54 MXPP	1	
682527	1A1	125	10	20	10	10	STARTEC XP-P D54 MXPP	1	
702678	1A1	125	10	31,75	10	6	STARTEC XP-P D54 MXPP	1	
685975	1A1	125	10	31,75	10	10	STARTEC XP-P D54 MXPP	1	
679948	1A1	125	12	20	12	6	STARTEC XP-P D54 MXPP	1	
682529	1A1	125	12	20	12	10	STARTEC XP-P D54 MXPP	1	
712482	1A1	125	12	31,75	12	6	STARTEC XP-P D54 MXPP	1	
711866	1A1	125	12	31,75	12	10	STARTEC XP-P D54 MXPP	1	
679949	1A1	125	15	20	15	6	STARTEC XP-P D54 MXPP	1	
683963	1A1	125	15	20	15	10	STARTEC XP-P D54 MXPP	1	
684827	1A1	150	8	20	8	10	STARTEC XP-P D54 MXPP	1	
679951	1A1	150	10	20	10	10	STARTEC XP-P D54 MXPP	1	
679952	1A1	150	12	20	12	10	STARTEC XP-P D54 MXPP	1	
679953	1A1	150	15	20	15	10	STARTEC XP-P D54 MXPP	1	



CNC TOOL GRINDING

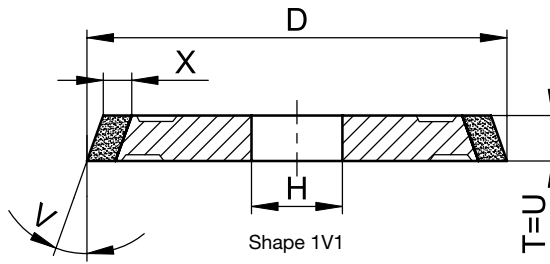
CBN & DIAMOND METAL



Shape 1A1

Recommended stock type, shape 1A1 STARTEC-HP

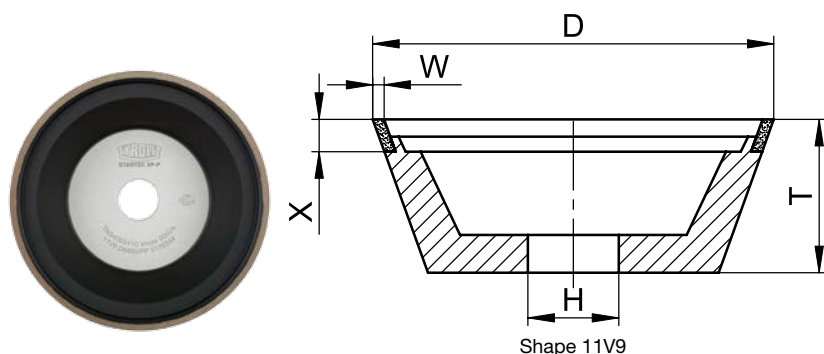
TYPE NO.	SHAPE	DIAM.	T	H	U	X	SPECIFICATION	PU	COMMENTS
572731	1A1	75	6	20	6	6	STARTEC-HP DN54 3MH	1	Optimum operating speed vc = 16 – 18 m/s
474444	1A1	100	6	20	6	6	STARTEC-HP DN54 3MH	1	
408972	1A1	100	10	20	10	6	STARTEC-HP DN54 3MH	1	
556715	1A1	100	12	20	12	6	STARTEC-HP DN54 3MH	1	
490259	1A1	100	15	20	15	6	STARTEC-HP DN54 3MH	1	
572741	1A1	125	10	20	10	6	STARTEC-HP DN54 3MH	1	



Shape 1V1

Recommended stock type, shape 1V1 STARTEC XP-P

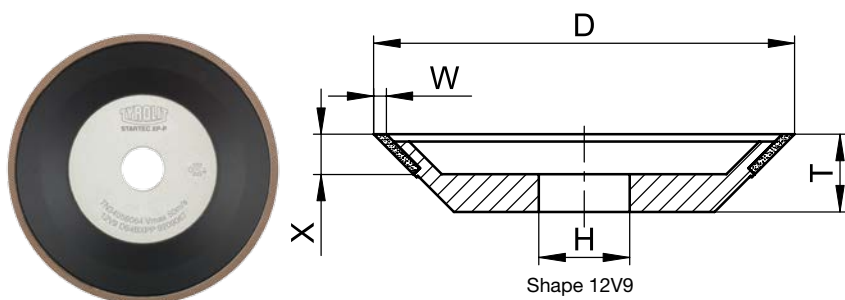
TYPE NO.	SHAPE	D	T	H	U	X	V	SPECIFICATION	PU	COMMENTS
680097	1V1	75	6	20	6	6	15	STARTEC XP-P D54 MXPP	1	Optimum operating speed vc = 16 – 18 m/s
680098	1V1	75	8	20	8	10	15	STARTEC XP-P D54 MXPP	1	
680099	1V1	75	10	20	10	10	15	STARTEC XP-P D54 MXPP	1	
680100	1V1	100	6	20	6	10	15	STARTEC XP-P D54 MXPP	1	
680102	1V1	100	10	20	10	10	15	STARTEC XP-P D54 MXPP	1	
680104	1V1	100	12	20	12	10	15	STARTEC XP-P D54 MXPP	1	
680107	1V1	100	12	20	12	10	45	STARTEC XP-P D54 MXPP	1	
680110	1V1	100	15	20	15	10	15	STARTEC XP-P D54 MXPP	1	
680112	1V1	125	6	20	6	10	15	STARTEC XP-P D54 MXPP	1	
680114	1V1	125	10	20	10	10	15	STARTEC XP-P D54 MXPP	1	
680115	1V1	125	10	20	10	10	45	STARTEC XP-P D54 MXPP	1	
680116	1V1	125	12	20	12	10	15	STARTEC XP-P D54 MXPP	1	
680118	1V1	125	12	20	12	10	45	STARTEC XP-P D54 MXPP	1	
680120	1V1	125	15	20	15	10	15	STARTEC XP-P D54 MXPP	1	
680123	1V1	150	10	20	10	10	10	STARTEC XP-P D54 MXPP	1	
680124	1V1	150	12	20	12	10	10	STARTEC XP-P D54 MXPP	1	



Shape 11V9

Recommended stock type, shape 11V9 STARTEC XP-P

TYPE NO.	SHAPE	DIAM.	T	H	W	X	V	SPECIFICATION	PU	COMMENTS
34039198	11V9	75	30	20	3	10	20	STARTEC XP-P D64BXPP	1	Optimum operating speed vc = 18 – 24 m/s
34065405	11V9	75	30	20	3	10	20	STARTEC XP-P D46BXPP	1	
34039199	11V9	100	35	20	3	10	20	STARTEC XP-P D64BXPP	1	
34065402	11V9	100	35	20	3	10	20	STARTEC XP-P D46BXPP	1	
34065410	11V9	125	40	20	3	10	20	STARTEC XP-P D64BXPP	1	
34065409	11V9	125	40	20	3	10	20	STARTEC XP-P D46BXPP	1	



Shape 12V9

Recommended stock type, shape 12V9 STARTEC XP-P

TYPE NO.	SHAPE	DIAM.	T	H	W	X	V	SPECIFICATION	PU	COMMENTS
34044248	12V9	100	20	20	3	10	45	STARTEC XP-P D64BXPP	1	Optimum operating speed vc = 18 – 24 m/s
34065415	12V9	125	25	20	3	10	45	STARTEC XP-P D46BXPP	1	
34056064	12V9	125	25	20	3	10	45	STARTEC XP-P D64BXPP	1	



CUTTING ROTATING WORK PIECES

CBN & DIAMOND RESIN

Product advantages:

- Perfect cutting quality by virtue of innovative bond systems and tailored grain qualities
- Less wear
- High cutting ability – low heat build up
- Perfect cutting quality


Application tips:

- Avoid applying too much pressure to prevent any cut deviation
- Ensure sufficient cooling
- Suitable for stationary machines and automatic saw sharpening machines

Safety information:

- Observe maximum operating speed
- Observe safety information
- See chapter "Safety when grinding" (page 128)

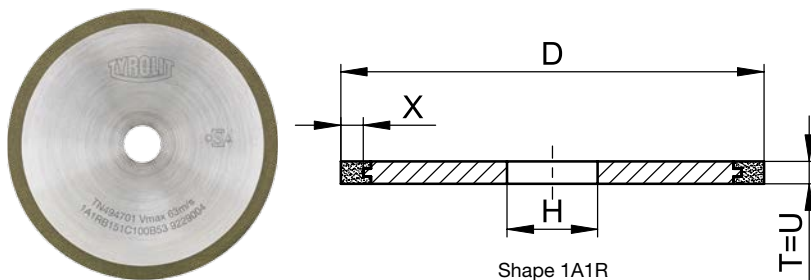




HSS



	Alu	Non and low-alloyed steels		High-alloyed steels		HSS	INOX	Cemented carbide	Industrial ceramics	Cast iron	Dry grinding	Wet grinding
		Unhardened	Hardened	Unhardened	Hardened							
B						●					○	●



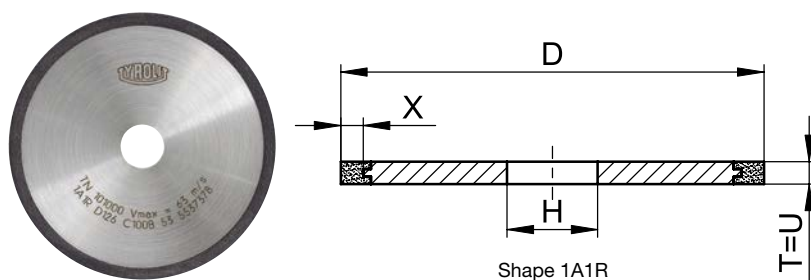
Recommended stock type, shape 1A1R

TYPE NO.	SHAPE	DIAM.	T	H	U	X	SPECIFICATION	PU	COMMENTS
788700	1A1R	125	1	20	1	5	B126 C75 B53ST	1	
164485	1A1R	125	1	20	1	5	B151 C100 B53ST	1	
494701	1A1R	150	1	20	1	7	B151 C100 B53ST	1	

Cemented carbide



	Alu	Non and low-alloyed steels		High-alloyed steels		HSS	INOX	Cemented carbide	Industrial ceramics	Cast iron	Dry grinding	Wet grinding
		Unhardened	Hardened	Unhardened	Hardened							
STARTEC-BASIC, D								●			○	●



Recommended stock type, shape 1A1R, 1A1RH

TYPE NO.	SHAPE	DIAM.	T	H	U	X	SPECIFICATION	PU	COMMENTS
157800	1A1R	75	0,8	20	0,8	5	D126 C75 B53ST	1	
299109	1A1R	75	1	20	1	5	D151 C75 B52ST	1	
119395	1A1R	100	0,8	20	0,8	5	D126 C100 B53ST	1	
100660	1A1R	100	1	20	1	5	D126 C100 B53ST	1	
108728	1A1R	100	1,5	20	1,5	5	D126 C75 B53ST	1	
101000	1A1R	125	1	20	1	5	D126 C100 B53ST	1	
148132	1A1R	150	1	20	1	5	D126 C100 B53ST	1	
317532	1A1R	150	1	20	1	5	D126 C75 B53ST	1	
278979	1A1R	150	1	20	1	5	D151 C100 B53ST	1	
667995	1A1R	200	1	22	1	5	STARTEC-BASIC DE126 3BP	1	Long life
858531	1A1R	200	1,2	20	1,2	7	D126 C100 B53ST	1	
603284	1A1RH	200	1,2	30	1,2	7	D151 C100 B53ST	1	

Comments: See chapter "Cutting HSS / cemented carbide" (page 108 and 109)



OFF-HAND GRINDING AND CUTTING CONVENTIONAL RESIN

Product advantages:

- Less effort required through high cutting ability
- Clean cutting quality
- Long lifetime
- Ultimate product safety

Application tips for grinding:

- Applying less pressure improves the grinding pattern (blank cutting area)
- Hard specifications are recommended for deburring (hardness R+S)
- Soft specifications are recommended for grinding large areas (hardness N+P)

Application tips for cutting:

- Avoid applying too much pressure to prevent any cut deflection
- Soft specifications for large dimensions
- Watch out for small contact arcs



Safety information:

- Do not use cut-off wheels for grinding
- Observe max. permissible peripheral speed
- Observe safety information
- See chapter "Safety when grinding" (page 128)

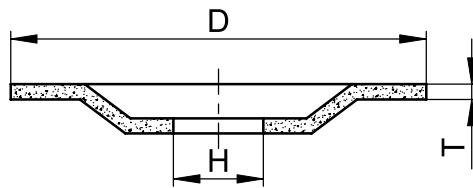




Cast materials



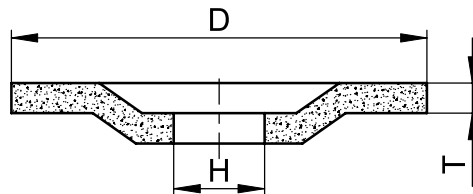
	Alu	Non and low-alloyed steels		High-alloyed steels		HSS	INOX	Cemented carbide	Industrial ceramics	Cast iron	Dry grinding	Wet grinding
		Unhardened	Hardened	Unhardened	Hardened							
ZA, ZZA		○		○			○			●	●	



Shape 42F

Recommended cut-off wheels, shape 42F - PREMIUM FOCUR EXTRA

TYPE NO.	SHAPE	DIAM.	T	H	SPECIFICATION	PU	COMMENTS
855818	42F	230	3,5	22,23	ZA30P-BFXA	25	Very easy cutting tool for cutting large cross-sections.
929887	42F	178	3,5	22,23	ZA30R-BFXA	25	Optimum combination of high cutting ability and long lifetime
929889	42F	230	3,5	22,23	ZA30R-BFXA	25	



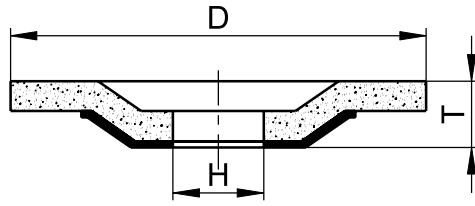
Shape 27F

Recommended rough grinding wheels, shape 27F - PREMIUM FOCUR EXTRA

TYPE NO.	SHAPE	DIAM.	T	H	SPECIFICATION	PU	COMMENTS
233756	27F	125	7	22,23	ZA24N-BFX	10	Very easy cutting for surface grinding; optimum removal with low pressing force
233757	27F	178	4	22,23	ZA24N-BFX	10	
233759	27F	178	7	22,23	ZA24N-BFX	10	
233760	27F	230	4	22,23	ZA24N-BFX	10	
233762	27F	230	7	22,23	ZA24N-BFX	10	
233768	27F	178	7	22,23	ZA24P-BFX	10	Universal rough grinding wheel for all cast materials; very easy cutting for long lifetime
233771	27F	230	7	22,23	ZA24P-BFX	10	
233773	27F	125	7	22,23	ZZA24R-BFX	10	Extremely long lifetime and offers unbeatable value for money
233774	27F	178	4	22,23	ZZA24R-BFX	10	
233776	27F	178	7	22,23	ZZA24R-BFX	10	
233777	27F	230	4	22,23	ZZA24R-BFX	10	
233778	27F	230	7	22,23	ZZA24R-BFX	10	
929018	27F	178	7	22,23	ZZA24S-BFX	10	Particularly suitable for deburring
929020	27F	230	7	22,23	ZZA24S-BFX	10	



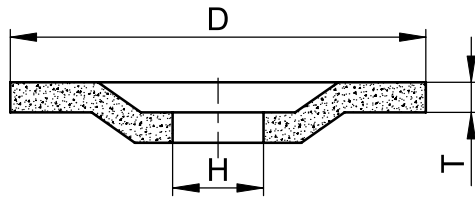
OFF-HAND GRINDING AND CUTTING CONVENTIONAL RESIN



Shape 27FV

Recommended rough grinding wheels, shape 27FV - PREMIUM FOCUR EXTRA VIB STAR

TYPE NO.	SHAPE	DIAM.	T	H	SPECIFICATION	PU	COMMENTS
474527	27FV	178	7	22,23	ZA24N-BFX	10	Vibration damping rough grinding wheel available in 4 hardness levels
474531	27FV	178	7	22,23	ZZA24S-BFX	10	
474532	27FV	230	7	22,23	ZA24N-BFX	10	
474533	27FV	230	7	22,23	ZA24P-BFX	10	
474534	27FV	230	7	22,23	ZZA24R-BFX	10	
474535	27FV	230	7	22,23	ZZA24S-BFX	10	



Shape 27F

Recommended rough grinding wheels, shape 27F - PREMIUM T-GRIND

TYPE NO.	SHAPE	DIAM.	T	H	SPECIFICATION	PU	COMMENTS
701518	27F	125	7	22,23	ZZA24T-BFK	10	Special type for high powered pneumatic and turbine grinders
701439	27F	178	7	22,23	ZZA24T-BFK	10	
701515	27F	230	7	22,23	ZZA24T-BFK	10	



STATIONARY CUT-OFF GRINDING CONVENTIONAL RESIN

Product advantages:

- Less effort required through high cutting ability
- Clean cutting quality
- Long lifetime
- Ultimate product safety
- Customer-specific solutions

Application tips:

- Avoid applying too much pressure to prevent any cut deviation
- Soft specifications for large dimensions
- Watch out for small contact arcs
- Sufficient lubricant in lab cutting

Safety information:

- Observe max. permissible peripheral speed
- Observe safety information
- See chapter "Safety when grinding" (page 128)

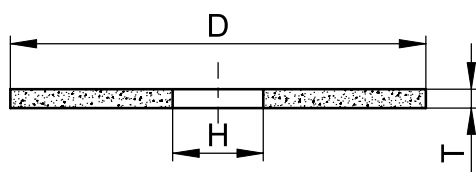




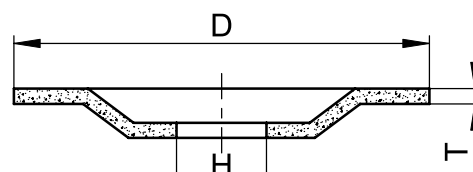
Stationary cut-off grinding



	Alu	Non and low-alloyed steels		High-alloyed steels		HSS	INOX	Cemented carbide	Industrial ceramics	Cast iron	Dry grinding	Wet grinding
		Unhardened	Hardened	Unhardened	Hardened							
A		●	○	●	○		●			●	●	
101A, 102A		●	○	●	○		●			●	●	



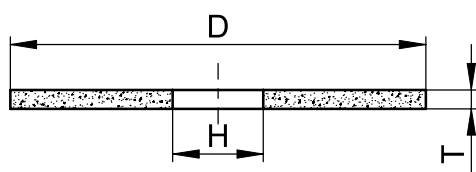
Shape 41F



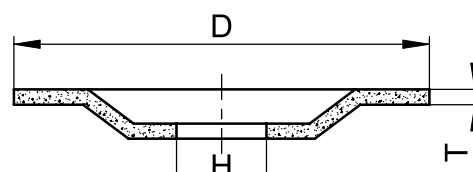
Shape 42F

Recommended stock type, shape 41F, 42F

TYPE NO.	SHAPE	DIAM.	T	H	SPECIFICATION	PU	COMMENTS
647224	41F	250	2,5	25,4	A 24 Q4 BF97 / A2	10	Standard
647229	41F	300	3,5	32	A 24 Q4 BF97 / M	10	
647216	41F	350	3,5	40	A 24 Q4 BF97 / M	10	
647218	41F	400	4	40	A 24 Q4 BF97 / M	10	
460744	41F	500	5	40	A 24 P4 BF97 / M	10	
793077	41F	500	5,5	25,4	A 241 P4 BF98 / M	10	
647232	41F	600	6	60	A 24 O4 BF97 / M2	10	
647684	42F	400	5	60	A 24 Q4 BF97 / M	10	
647389	42F	500	6	60	A 24 P4 BF97 / M	10	
647377	42F	600	7	60	A 24 O4 BF97 / M2	10	



Shape 41F



Shape 42F

Recommended stock type, shape 41F, 42F

TYPE NO.	SHAPE	DIAM.	T	H	SPECIFICATION	PU	COMMENTS
647252	41F	250	2,5	25,4	102A 24 P3 BF14 / A2	10	Long life
647256	41F	350	3,5	40	102A 24 P4 BF71 / M	10	
647258	41F	400	4	40	102A 24 P4 BF71 / M	10	
647259	41F	500	5	40	101A 24 O4 BF71 / M	10	
647260	41F	600	6	60	101A 24 O4 BF71 / M2	10	
647685	42F	400	5	60	102A 24 P4 BF71 / M	10	

Comments: See chapter "Accessories and reducing rings" (page 118, 119)

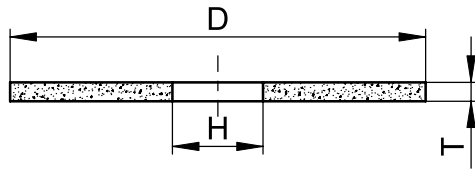


STATIONARY CUT-OFF GRINDING CONVENTIONAL RESIN

Laboratory cutting



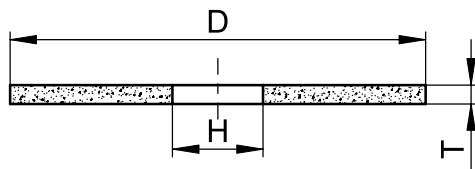
	Alu	Non and low-alloyed steels		High-alloyed steels		HSS	INOX	Cemented carbide	Titanium	Cast iron	Dry grinding	Wet grinding
		Unhardened	Hardened	Unhardened	Hardened							
A80-BS	○	○	●	○	●		●					●
A80-BM		●	●	●	●		●					●
A80-BH		●	○	●	○		●					●
89A	●	○	●	○	●		●					●
C80-BT	●	○	○	○	○		○		●			●



Shape 41N

Recommended stock type, shape 41N

TYPE NO.	SHAPE	DIAM.	T	H	SPECIFICATION	PU	COMMENTS
165940	41N	250	1,5	32	A80-BS	10	Soft
167205	41N	250	1,5	32	A80-BM	10	Medium
167207	41N	250	1,5	32	A80-BH	10	Hard
167215	41N	230	1,5	32	A80-BM	10	Medium
167226	41N	300	2	32	A80-BM	10	Medium
167334	41N	350	2,5	32	A80-BM	10	Medium
167333	41N	350	2,5	32	A80-BS	10	Soft
167339	41N	400	3	32	A80-BM	10	Medium
167351	41N	432	3	32	A80-BM	10	Medium
596848	41N	250	1,8	32	89A 60 L5 B17 / 50	10	Very easy cutting
597041	41N	300	2	32	89A 60 L5 B17 / 50	10	Very easy cutting
597383	41N	350	2,5	32	89A 60 J5 B17 / 50	10	Very easy cutting



Shape 41F

Recommended stock type, shape 41F

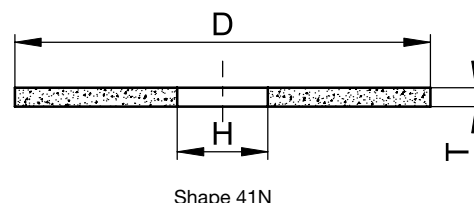
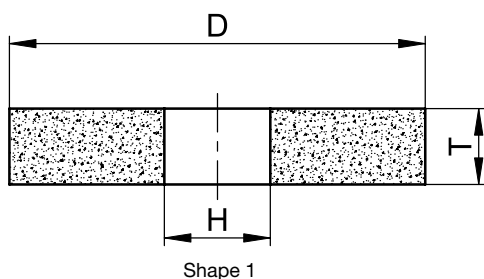
TYPE NO.	SHAPE	DIAM.	T	H	SPECIFICATION	PU	COMMENTS
167336	41F	350	2,5	32	C80-BT	10	for titanium



Cutting and saw sharpening



	Alu	Non and low-alloyed steels		High-alloyed steels		HSS	INOX	Cemented carbide	Industrial ceramics	Cast iron	Dry grinding	Wet grinding
		Unhardened	Hardened	Unhardened	Hardened							
A, 89A			●		●	●					●	



Recommended stock type, shape 1, 41N

TYPE NO.	SHAPE	DIAM.	T	H	SPECIFICATION	PU	COMMENTS
591080*	1	150	3	20	A60 O5 B68	10	Only suitable for stationary applications (not for off-hand cutting)
655529*	1	200	2	25	89A 60 M5 B0	10	
529392	41N	100	1	20	A 80 N4 B2	10	
202159	41N	100	1	20	A 80 N4 B68	10	
46633	41N	100	1	20	A 80 O4 B43	10	
88461*	41N	120	2	51	A 60 N4 B2	10	
1197	41N	120	2	51	A 60 O5 B43	10	
596269	41N	125	1	16	A 60 O5 B68	10	
282079	41N	125	1	20	A 60 N5 B68	10	
25590	41N	125	1	20	A 60 O5 B43	10	
35917	41N	125	1	20	A 80 O5 B43	10	
282110	41N	150	1	20	A 60 N5 B68	10	
1211	41N	150	1	20	A 60 O5 B43	10	
591103	41N	150	1	20	A 60 O5 B68	10	
282111	41N	150	1	20	A 80 N5 B68	10	
13695	41N	150	1	20	A 80 O5 B43	10	
594360	41N	150	1	20	A 80 O5 B68	10	
75306	41N	150	1	30	97A 54 P5 B71	10	
39110	41N	150	1	32	A 80 O5 B43	10	
8833	41N	150	1,5	20	A 60 O5 B43	10	
591104	41N	150	1,5	20	A 60 O5 B68	10	
79957	41N	150	1,5	20	A 80 O5 B43	10	
73385	41N	150	1,5	20	97A 54 Q5 B43	10	
662430	41N	150	1,5	32	A 80 N5 B68	10	
42808	41N	150	1,6	20	A 60 P4 B43	10	
227165	41N	150	1,6	32	A 60 O5 B43	10	
58158	41N	150	1,6	32	A 60 P4 B43	10	
15685	41N	150	2	20	A 60 O5 B43	10	
594362	41N	150	2	20	A 60 O5 B68	10	
594357	41N	150	2	30	A 60 Q5 B68	10	
39594	41N	150	2	30	97A 54 P5 B71	10	
223516*	41N	150	2,5	20	A 60 N4 B2	10	
591680	41N	150	2,5	30	A 60 Q5 B68	10	
47636	41N	175	1,7	16	A 60 Q5 B43	10	
596520	41N	175	2	51	A 60 P4 B68	10	
607744	41N	175	3	51	A 60 P4 B68	10	
675283	41N	180	1	32	A 60 O5 B43	10	

* also suitable for saw sharpening



STATIONARY CUT-OFF GRINDING CONVENTIONAL RESIN

Recommended stock type, shape 41N

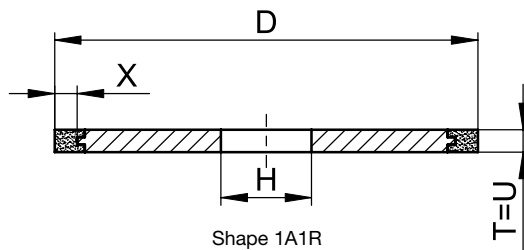
TYPE NO.	SHAPE	DIAM.	T	H	SPECIFICATION	PU	COMMENTS
493199	41N	180	1,6	32	A 60 O5 B43	10	Only suitable for stationary applications (not for off-hand cutting)
282113	41N	200	1,5	20	A 60 N5 B68	10	
1254	41N	200	1,5	20	A 60 O5 B43	10	
282114	41N	200	1,5	32	A 60 N5 B68	10	
6718	41N	200	1,5	32	A 60 O5 B43	10	
42809	41N	200	1,6	25,4	A 60 P4 B43	10	
230691	41N	200	1,6	32	A 60 M4 B43	10	
205822	41N	200	1,6	32	A 60 P4 B43	10	
6710*	41N	200	2	20	A 60 N4 B2	10	
96205*	41N	200	2	32	A 60 N4 B2	10	
62874	41N	200	2	32	A 60 N4 B43	10	
12970*	41N	200	3	32	A 60 N4 B2	10	
863284	41N	200	3	32	A 60 P4 B68	10	
599666	41N	230	1,5	22,2	89A 60 N4 B68	10	
373520	41N	250	1,5	25,4	A 60 O5 B71	10	
834839	41N	250	1,6	32	89A 80 L4 B43	10	
549002	41N	300	2	31,75	89A 80 L4 B43	10	
60572	41N	300	2	32	A 80 O5 B71	10	
220394	41N	400	2,8	25,4	89A 60 L4 B59	10	

* also suitable for saw sharpening

Cutting HSS




	Alu	Non and low-alloyed steels		High-alloyed steels		HSS	INOX	Cemented carbide	Industrial ceramics	Cast iron	Dry grinding	Wet grinding
		Unhardened	Hardened	Unhardened	Hardened							
B						●					○	●



Recommended stock type, shape 1A1R

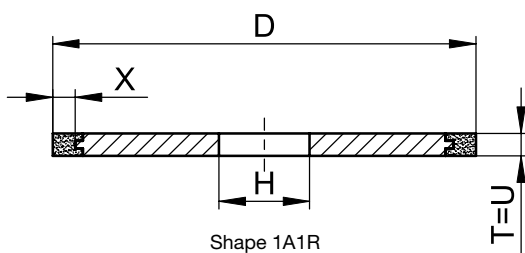
TYPE NO.	SHAPE	DIAM.	T	H	U	X	SPECIFICATION	PU	COMMENTS
788700	1A1R	125	1	20	1	5	B126 C75 B	1	
164485	1A1R	125	1	20	1	5	B151 C100 B	1	
494701	1A1R	150	1	20	1	7	B151 C100 B	1	



Cutting cemented carbide



Diam.	Alu	Non and low-alloyed steels		High-alloyed steels		HSS	INOX	Cemented carbide	Industrial ceramics	Cast iron	Dry grinding	Wet grinding
		Unhardened	Hardened	Unhardened	Hardened							
								●			○	●



Recommended stock type, shape 1A1R, 1A1RH

TYPE NO.	SHAPE	DIAM.	T	H	U	X	SPECIFICATION	PU	COMMENTS
157800	1A1R	75	0,8	20	0,8	5	D126 C75 B53ST	1	
299109	1A1R	75	1	20	1	5	D151 C75 B52ST	1	
119395	1A1R	100	0,8	20	0,8	5	D126 C100 B53ST	1	
100660	1A1R	100	1	20	1	5	D126 C100 B53ST	1	
108728	1A1R	100	1,5	20	1,5	5	D126 C75 B53ST	1	
101000	1A1R	125	1	20	1	5	D126 C100 B53ST	1	
148132	1A1R	150	1	20	1	5	D126 C100 B53ST	1	
317532	1A1R	150	1	20	1	5	D126 C75 B53ST	1	
278979	1A1R	150	1	20	1	5	D151 C100 B53ST	1	
667995	1A1R	200	1	22	1	5	STARTEC-BASIC DE126 3BP	1	Long life B74
858531	1A1R	200	1,2	20	1,2	7	D126 C100 B53ST	1	
603284	1A1RH	200	1,2	30	1,2	7	D151 C100 B53ST	1	



PEDESTAL AND SWING FRAME GRINDING CONVENTIONAL RESIN

Product advantages:

- High performance and optimised efficiency
- Less effort required through high cutting ability
- Individually tailored products for your grinding application
- Ultimate safety for manual grinding work
- Available in all standard sizes (on request)

Application tips:

- Dressing of the grinding wheel guarantees quieter operation and freer cutting
- Use hard specifications for deburring
- Use soft specifications for large cross sections and for hard cast materials

Safety information:

- Observe max. permissible peripheral speed
- Observe safety information
- See chapter "Safety when grinding" (page 128)

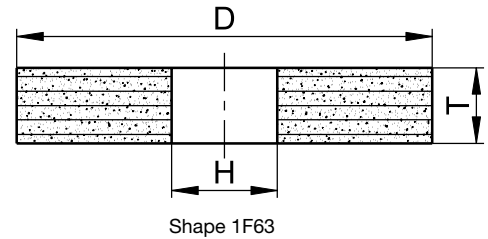
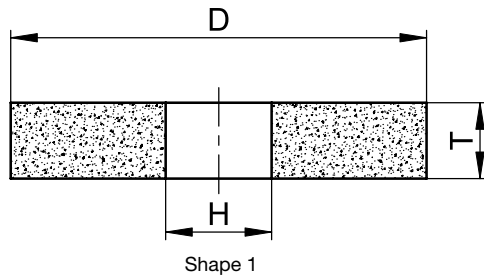




Cast materials



	Alu	Non and low-alloyed steels		High-alloyed steels		HSS	INOX	Cemented carbide	Industrial ceramics	Cast iron	Dry grinding	Wet grinding
		Unhardened	Hardened	Unhardened	Hardened							
112A, 202A		○		○			○			●	●	



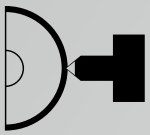
Recommended stock type, shape 1, 1F63

TYPE NO.	SHAPE	DIAM.	T	H	SPECIFICATION	PU	COMMENTS
339583	1	500	60	127	112A 16 Q4 B26 / 63	1	Automated grinding machines
662442	1F63	600	60	203,2	M202 A16 P5 BF83 / 63	1	Grey / spheroidal iron

Breadth of product range*

	Standard recommendation			Long life	
	Shape 1 63m/sec without reinforcement	Shape 1F63 63m/sec	Shape 1F80 80m/sec	Shape 1F63 63m/sec	Shape 1F80 80m/sec
Nonferrous metals	M52A20M5B59	M52A20M5BF59	M52A20M5BF88	-	-
Cast steel	M52A165O5B83	M52A165P5BF83	M52A165P5BF88	M202A165P5BF83	M52A165P5BF88
Grey iron, spheroidal iron	M202A165O5B83	M202A165P5BF83	M202A165P5BF88	M205A165P5BF83	M205A165P5BF88
Mineralised cast iron	M80AC145O5B83	M80AC145P5BF83	M80AC145P5BF88	-	-

* Delivery period 5 – 6 weeks; for production reasons, the minimum quantity ordered may differ from non-stock types.



DRESSING AND SHARPENING

Product advantages:

- CSS dressing plates achieve constant dressing results for the entire service life by virtue of precisely defined diamond cross sections
- Multi-grain dressers achieve considerably shorter dressing times in comparison to single grain dressers

Application tips:

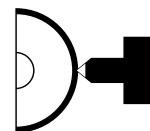
- Ensuring sufficient coolant supply while dressing increases lifetime (to avoid thermal overload of dressing diamonds)
- The active width (b_d) describes the effective diamond width of the dressing tools for a certain infeed depth when dressing
- With the overlap rate (U_d), surfaces and stock removal rates can be significantly affected
- The overlap rate (U_d) defines the number of grinding wheel rotations during which time the dressing tool has deployed to its active width
- An increased overlap rate will make the grinding wheel surface smoother and, as a consequence, the actual surface roughness smaller
- Standard values for the overlap rate:
 - Roughing 2 – 3
 - Standard grinding 4 – 6
 - Fine grinding ≥ 7
- The formulas specified only apply to dressers with defined effective widths b_d (single-grain dresser, dressing plate)
- $$U_d = \frac{\text{Diamond effective width}}{\text{Tool feed}} = \frac{b_d \cdot n_s}{v_d}$$
- $$v_d = \frac{n_s \cdot b_d}{U_d}$$
- b_d = Dressing tool effective width
- n_s = Wheel speed
- v_d = Traverse speed of dresser
- Further information can be found on page 124 – 126



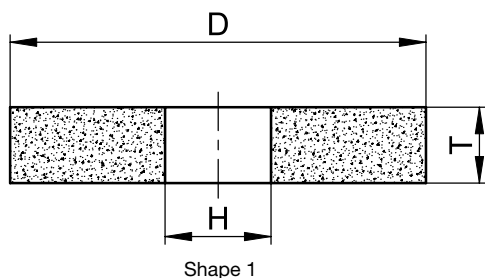
Safety information:

- Observe safety information
- See chapter "Safety when grinding" (page 128)



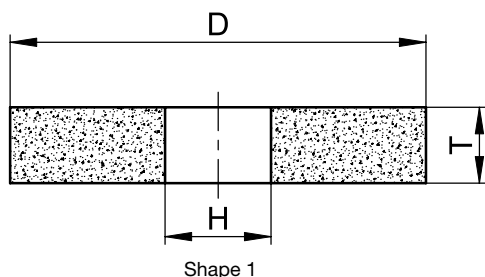


Brake Dresser



Recommended dressing wheels for diamond and CBN wheels, shape 1

TYPE NO.	SHAPE	DIAM.	T	H	SPECIFICATION	PU	COMMENTS
786852	1	200	12	76,2	C120 K5 AV15	1	For grit sizes <= D91
34163206	1	200	20	20	C120 J5 V15	1	For grit sizes <= D91
413027	1	250	12	51	C120 H5 AV18	1	For grit sizes <= D91
250491	1	250	12	51	C80 H8 V15	1	Standard hardness, for grit sizes D151 – D64
619701	1	250	12	51	C80 J5 V15	1	Harder than standard, for grit sizes D151 – D64



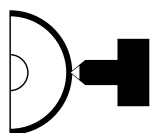
Recommended dressing wheels for diamond and CBN wheels, shape 1 (for AV500 and Agathon dressing devices)

TYPE NO.	SHAPE	DIAM.	T	H	SPECIFICATION	PU	COMMENTS
473304	1	75	20	12,7	C120 J5 V15	10	For grit sizes <= D91 (Agathon)
7035	1	75	25	12,7	1C70 M5 V15	10	Long life, for wider layers, D151 – D64
443944	1	75	25	12,7	1C80 G7 V15	10	Standard hardness, for grit sizes D151 – D64
448482	1	75	25	12,7	C80 J5 V18	10	Harder than standard, for grit sizes D151 – D64



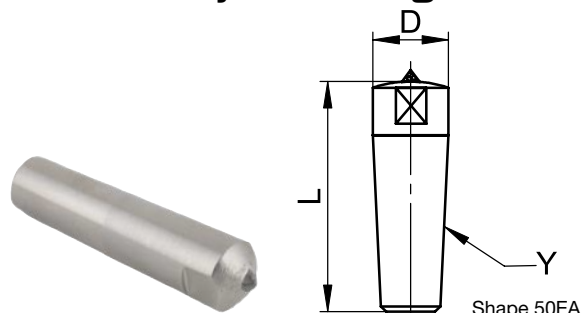
AV500 dressing device, shape 96

TYPE NO.	SHAPE	DESCRIPTION	PU	COMMENTS
96821	96	AV500	1	For concentrically truing resin and metal-bonded diamond and CBN wheels Optimized results for wheel diameter up to 250 mm
34045604	96	AVB	3	Replacement brake pads



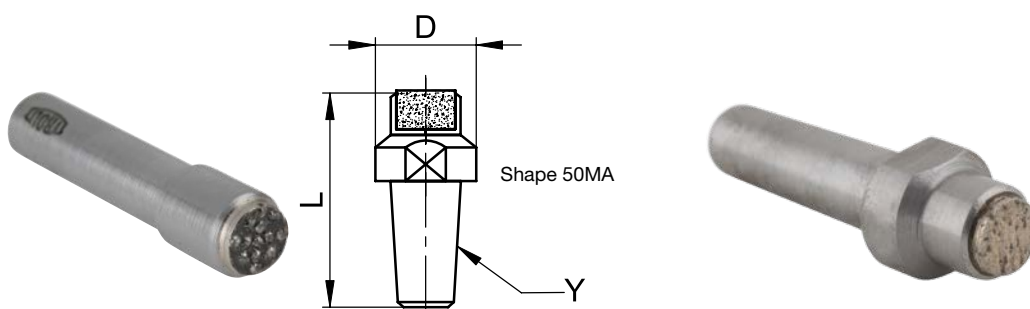
DRESSING AND SHARPENING

Stationary dressing



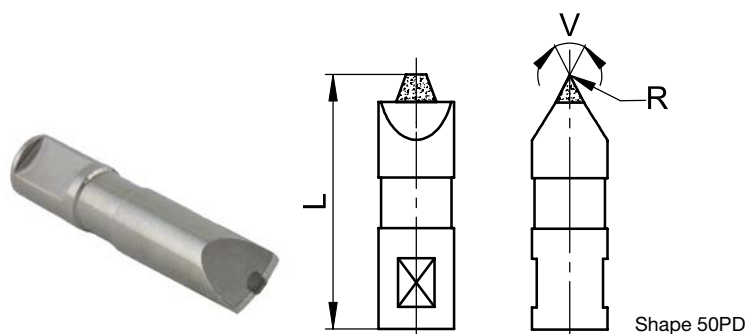
Recommended single-grain dresser, shape 50EA

TYPE NO.	SHAPE	DIAM.	L	Y / ADAP	SPECIFICATION	ct	PU	COMMENTS
313127	50EA	8	90	8	BD5ST	0,5	1	For conventional tools; single dressers for cylindrical and surface grinding machines * wrench width for MK0 and MK1 only
611499	50EA	10	90	10	ED10ST	1,0	1	
363249	50EA	10	90	10	ED5ST	0,5	1	
856232*	50EA	9,3	31,5	MK0	DD10ST	1,0	1	
316272*	50EA	12,4	49	MK1	BD10	1,0	1	
313466*	50EA	12,4	49	MK1	BD5ST	0,5	1	
331997*	50EA	14	57	MK1	ED15ST	1,5	1	



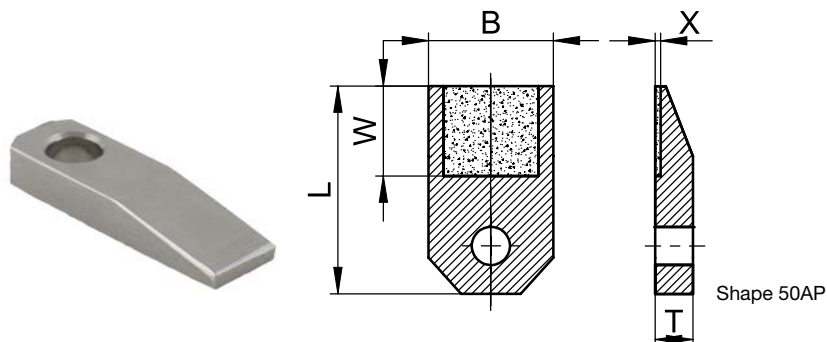
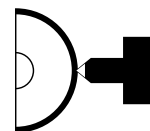
Recommended multi-grain dresser, shape 50MA

TYPE NO.	SHAPE	DIAM.	L	Y / ADAP	DIA USE	SPECIFICATION	PU	COMMENTS
446432	50MA	12	50	10	10 x 10	M65	1	50MA diamond grains set in layers, 50VA irregularly distributed diamond grains for conventional tools;
446453	50MA	12	90	10	10 x 10	M65	1	
316286*	50MA	14	57	MK1	12 x 10	M125	1	
315877*	50MA	14	57	MK1	10 x 10	M65	1	
34173161	50VA	10	60	10	8 x 11	V800 3,5ct	1	
34172978	50VA	14	42	MKO	8 x 11	V800 3,5ct	1	
34172980	50VA	14	57	MK1	8 x 11	V800 3,5ct	1	



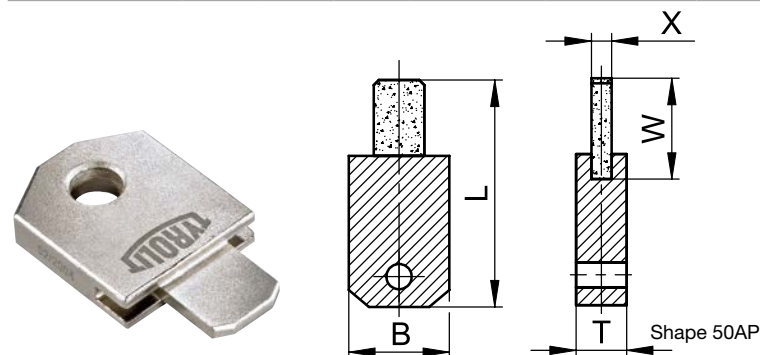
Recommended profile diamonds / Diaform, shape 50PD

TYPE NO.	SHAPE	DIMENSIONS	SPECIFICATION	PU	COMMENTS
475960	50PD	44,5 x DF / V40 / R 0,25	D 0,4	1	For truing complicated grinding wheel shapes
477837	50PD	44,5 x DF / V60 / R 0,75	D 0,4	1	



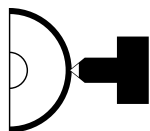
Recommended diamond dressing plates, shape 50AP

TYPE NO.	SHAPE	B	L	T	W-X	SPECIFICATION	PU	COMMENTS
477760	50AP	20,5	28	5	10 - 1,8	C180	1	Sintered on sides, for cylindrical and surface grinding machines, for straight and simple profile
476859	50AP	20,5	33	5	15 - 1,15	A115	1	
477746	50AP	20,5	33	5	15 - 1,4	A140	1	
477753	50AP	10,5	33	5	15 - 1,15	B115	1	
477755	50AP	10,5	33	5	15 - 1,8	B180	1	
477749	50AP	20,5	33	5	15 - 1,8	A185	1	



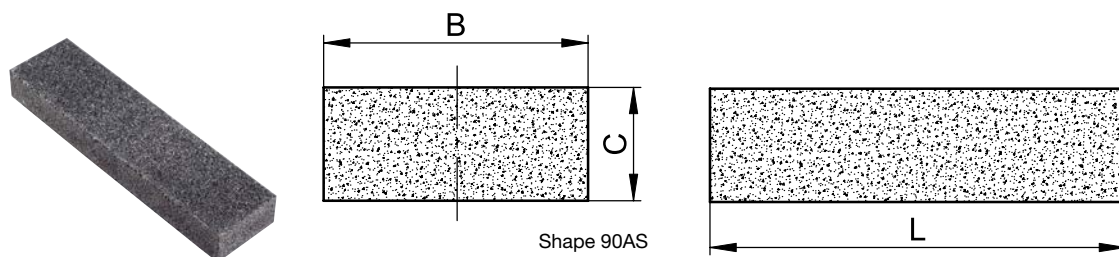
Recommended CSS dressing plates, shape 50AP

TYPE NO.	SHAPE	B	L	T	W-X	SPECIFICATION	PU	COMMENTS
853704	50AP	10	33	5	10 - 2	W3R071004	1	For sintered aluminium oxide wheels; long life; 3 dia rods
853680	50AP	20	33	5	10 - 2	W5R071004	1	For sintered aluminium oxide wheels; long life; 5 dia rods



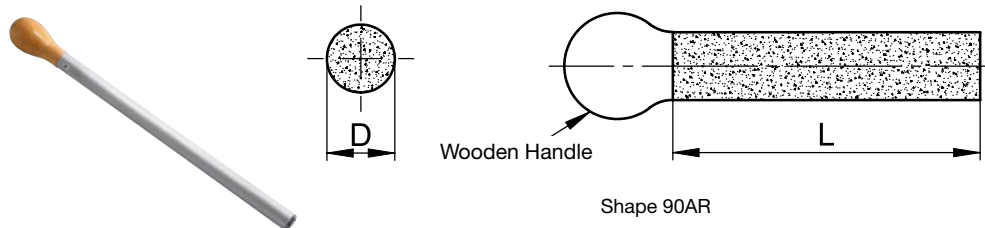
DRESSING AND SHARPENING

Hand-operated dressing



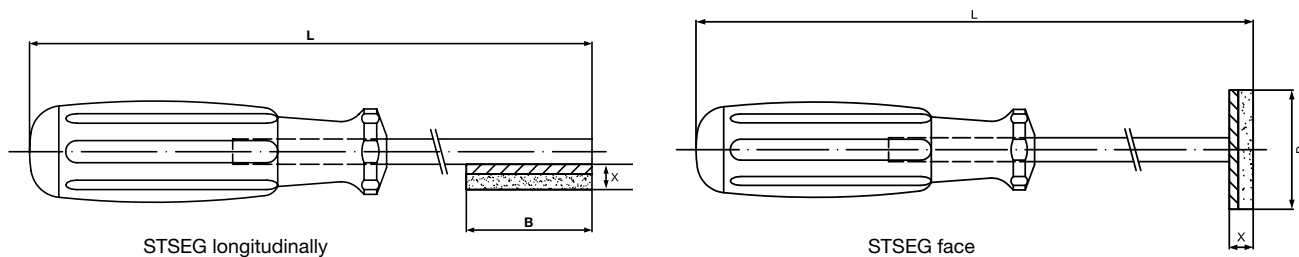
Recommended dressing stones for aluminium oxide and silicon carbide grinding wheels, shape 90AS

TYPE NO.	SHAPE	B	C	L	SPECIFICATION	PU	COMMENTS
43311	90AS	25	25	150	CCOARSE	10	
9009	90AS	50	20	150	CCOARSE	1	
6216	90AS	50	25	200	CCOARSE	1	
153	90AS	50	25	200	CMEDIUM	1	



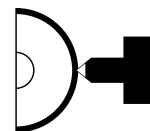
Recommended dressing tubes, shape 90AR

TYPE NO.	SHAPE	D	L	SPECIFICATION	PU	COMMENTS
351767	90AR	17	290	C16 B	1	For dressing and sharpening ceramic and resin-bonded grinding wheels



Recommended hand-operated diamond dressers, shape 50HAG, STSEG

TYPE NO.	SHAPE	L	B	X	SPECIFICATION	PU	COMMENTS
477724	50HAG	185	20	8	D30ST	1	
477726	50HAG	185	30	10	D26ST	1	Steel shaft, diamond segment face
477254	50HAG	250	40	10	D35ST	1	
195112	STSEG	185	40	8	HA_DIA	1	Plastic handle, diamond segment face
34057995	STSEG	185	40	8	HA_DIA	1	Plastic handle, diamond segment longitudinally



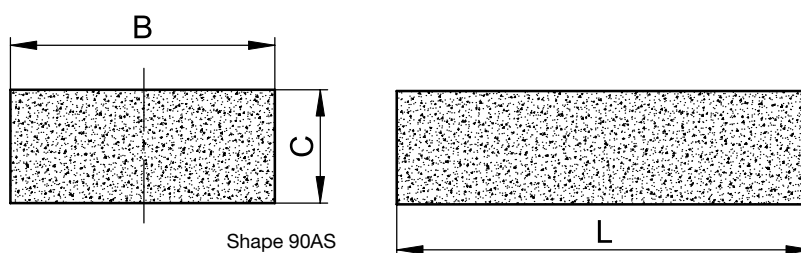
Grinding wheel dresser set, shape 100AKO replacement rollers

TYPE NO.	SHAPE	SPECIFIC.	PU	COMMENTS
15321	100AKO	S3610	1	Dresser for A+C grinding wheels; D=120-250 mm; Tmax=40 mm; grit size: 24-80; hard: H-Q
74497	100AKO	S3611	1	Dresser for A+C grinding wheels; D=300-600mm; Tmax = 63mm; grit size: 16-60; hard: H-Q
117871	100AKO	S3612	1	Dresser for A+C grinding wheels; D=300-600mm; Tmax = 63mm; grit size: 16-60; hard: H-Q
126781	100AKO	S3613	1	Dresser for A+C grinding wheels; D=300-600mm; Tmax = 70mm; grit size: 16-60; hard: H-Q



Replacement rollers for grinding wheel dressers, shape 100ARO

TYPE NO.	SHAPE	B	L	T	SPECIFICATION	PU	COMMENTS
74492	100ARO	36	21	8	S3610	1	Replacement rollers
74493	100ARO	55	39	12	S3611	1	
75915	100ARO	55	65	12	S3612	1	
886902	100ARO	40	2	10	S3613	250	
132297	100ARO				S3613	1	Spare part set



Recommended dressing sticks for diamond and CBN grinding wheels, shape 90AS

TYPE NO.	SHAPE	B	C	L	SPECIFICATION	PU	COMMENTS
845593	90AS	24	13	100	89A 120 H7 AV17	10	For grit size \geq 126
845594	90AS	24	13	100	89A 120 J7 AV17	10	
395773	90AS	50	25	200	89A 120 H7 AV17	1	
460976	90AS	50	25	200	89A 120 J7 AV17	1	
845595	90AS	24	13	100	89A 240 J7 AV17	10	For grit size $>$ 46 and $<$ 126
932780	90AS	25	13	200	89A 240 H5 AV83	10	
391718	90AS	50	25	200	89A 240 -35 V83	1	
464290	90AS	50	25	200	89A 240 J7 AV17	1	
112055	90AS	50	25	200	50C 2208 C4 B22	1	For grit size \leq 46
577953	90AS	24	13	200	89A 600 J5 AV83	10	
33531	90AS	25	13	100	89A 600 -25 V83	10	
251584	90AS	50	25	200	89A 600 -25 V83	1	
678953	90AS	24	13	200	A 240 STARTEC	10	for STARTEC XP-P and STARTEC HP


ACCESSORIES

Product advantages:

- Reducing rings are available free of charge to be used with floor stand machine wheels
- Reducing ring set included (minimises tool diversity and saves on storage space)
- Reducing rings for stationary cut-off grinding will be provided on request

Safety information:

- Observe safety information
- See chapter "Safety when grinding" (page 128)



Reducing rings



TYPE NO.	SHAPE	DIAM.	T	H	SPECIFICATION	PU	COMMENTS
111434	100RR	32	19	16		1	For floorstand grinding wheels
911408	100RR	51	9	32		1	
667841	100RR	51	10	31,75		1	
111436	100RR	76	9	40		1	



TYPE NO.	SHAPE	DIAM.	T	H	SPECIFICATION	PU	COMMENTS
332480	100RR	40	3	32		1	For stationary cut-off grinding
332479	100RR	40	3,2	25,4		1	
332459	100RR	60	6	40		1	

Comments:
Reducing rings with unlisted dimensions can be provided on request.

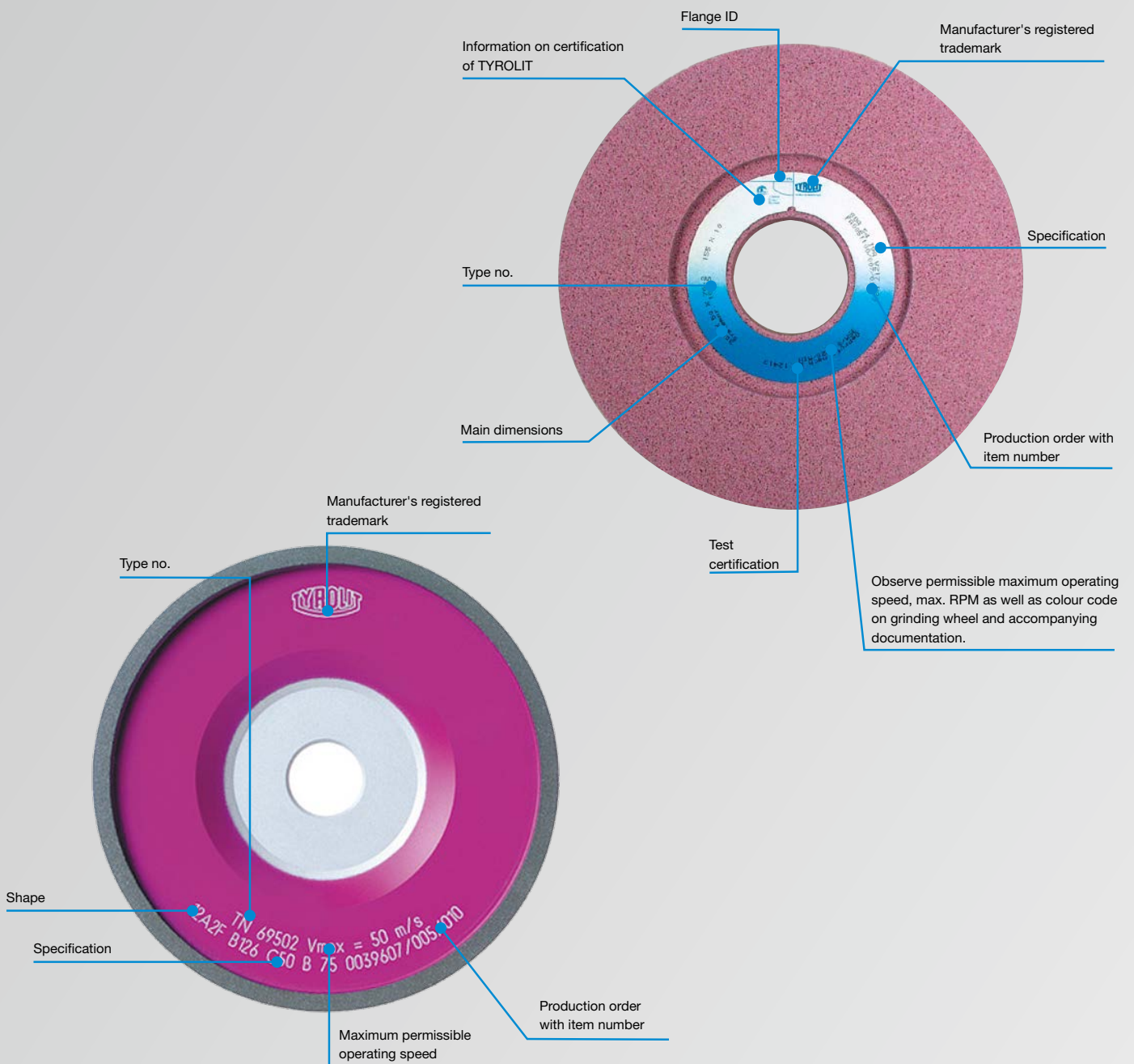



APPENDIX

Grinding wheel

Designation

Products from TYROLIT are labelled such that all important information can be read directly from the product.



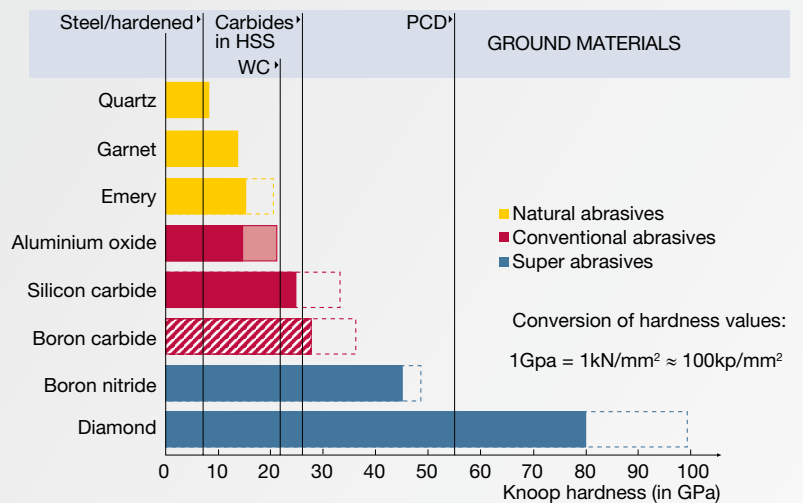


Abrasive

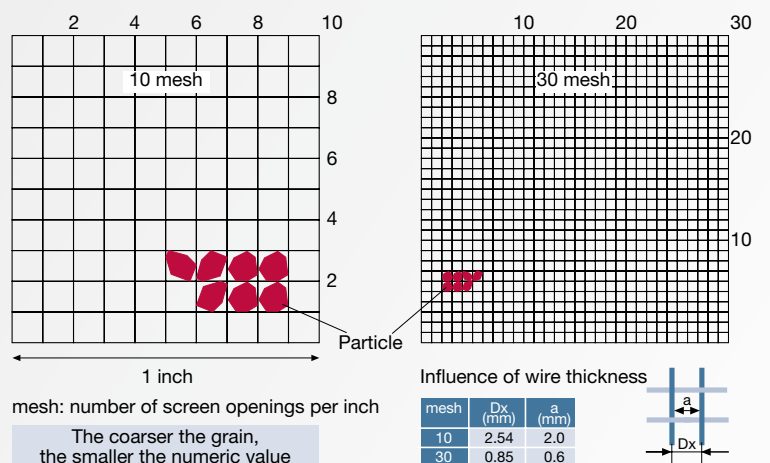
Classification, abbreviation and area of application of the four main types of abrasive grains used. Classification as conventional abrasive and superabrasive is generally standard.




Hardness comparison of abrasives and materials. The following generally applies: The greater the hardness difference between the abrasive grain and the ground workpiece, the higher the grinding power.



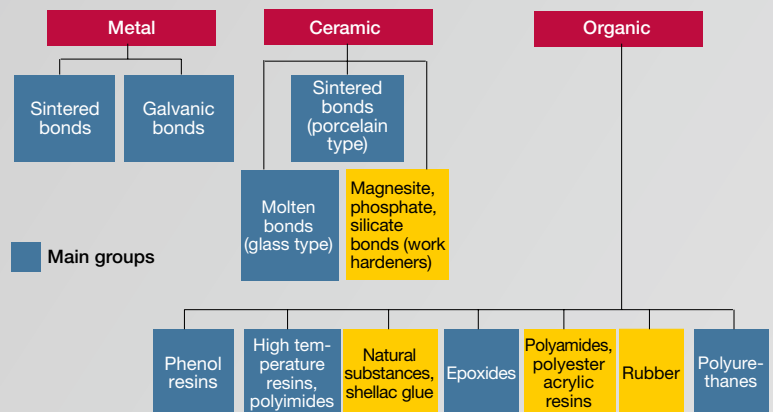
Grit sizes in "mesh" in accordance with FEPA standard. The number of sieve openings (mesh) per inch is used as the grit size. The reduction of the openings as a result of the wire thickness is also considered by the standard.



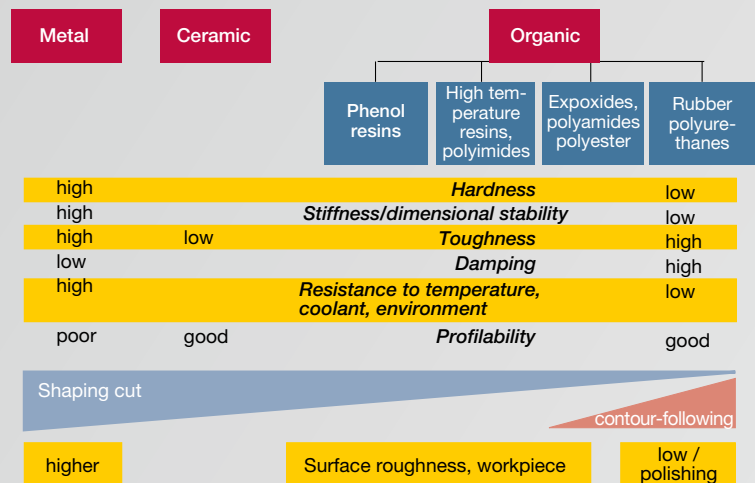


Bond

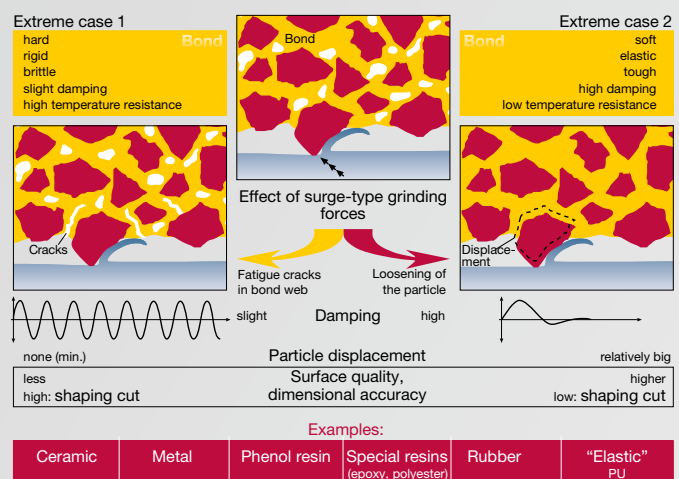
Important bond types for grinding tools. The choice of bonding type depends on the grinding task, the selected grain type and the machine conditions.



The extremes of our bonds are represented by the metal bonds on one side of the table and organic bonds on the other.



In the case of rigid bonds the grains remain in place and oscillate with elastic bonds they barely oscillate and are displaced.

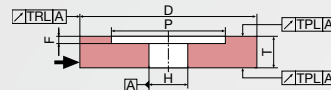




Description of wheel shapes

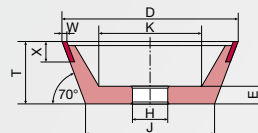
Examples of different grinding tool groups:
Conventional grinding wheels, grinding wheels with superabrasives.

Conventional grinding wheel recessed on one side



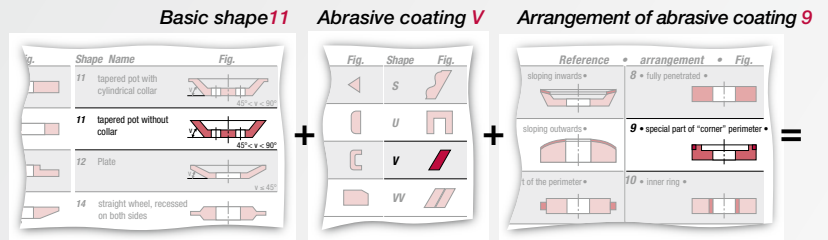
Shape 5
Order details: D x T x H - P x F

Tool grinding wheel with super abrasive/cup wheel, e.g. TYROLIT Amigo or Diago

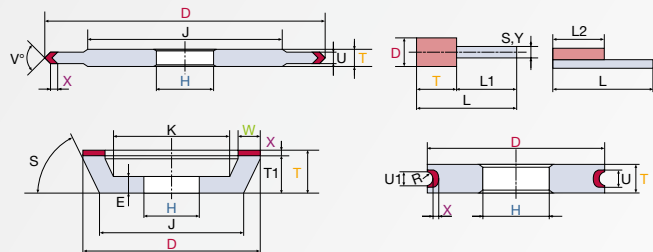


Shape 11V9 Order details: D x T x H
D - W - X


An example of the designation of grinding wheels with superabrasives:
Tool grinding wheel 11V9



Designation of dimensions of grinding tools for precision and rough grinding.






- | | | |
|-----------------------------------|---|-------------------------------------|
| D Outside diameter | R Radius | V Abrasive coating angle |
| E Floor thickness | S Outer body angle/shank diameter | W Grinding wheel width |
| H Bore diameter | T Total width | X Abrasive coating thickness |
| J Diameter of hub | T1 Reduced width | Y Shank diameter |
| K Diameter of face | U Abrasive coating width (if smaller than T or T1) | |
| L Total length | U1 Reduced abrasive coating width | |
| L1 Shank length | | |
| L2 Abrasive coating length | | |



Dressing with stationary dressers





As a result of the changes in the bond, the abrasive grain and the shape of the grinding wheel stemming from the wear of the grinding wheel, grinding is an ever changing process. The changes affect grinding forces, workpiece surfaces and geometric accuracy. To ensure the grinding wheel is always able to provide optimum grinding results, a periodic conditioning cycle must be maintained. This cycle enables the grinding capability of the grinding wheel to be reproduced. By "conditioning" a grinding wheel correctly, the subsequent grinding process can be optimised in terms of performance, efficiency and surface finish.

Choosing the right dresser

Dressing tool		Grinding wheel profile	Grinding process / production type
Photo	Detailed description		
single-edge	Single-grain dresser 	Linear (cylindrical, conical) single profile (convex, concave radii)	External cylindrical, surface, internal cylindrical and centreless grinding, individual and small-lot production
	Profile diamond 	Multi-profile (complex profiles with narrow flanks and radii)	External cylindrical, surface and centreless grinding, individual to small-lot production
multi-edge	Multi-set diamond dresser 	Linear (cylindrical, conical)	Surface and external cylindrical grinding, individual and small-lot production



Choosing the right dresser

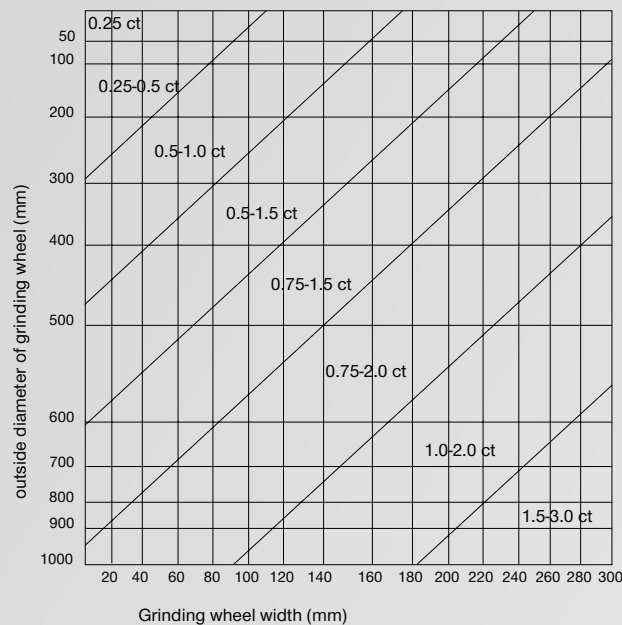
Dressing tool		Grinding wheel profile	Grinding process / production type
Photo	Detailed description		
multi-edge	Multi-grain dresser 	Linear (cylindrical, conical)	Surface and external cylindrical grinding, individual and small-lot production
	Diamond grain dressing plate 	Linear (cylindrical, conical) single profile (convex, concave radii)	External cylindrical, surface and centerless grinding, individual to large-scale production
	Needle dressing plates 	Linear (cylindrical, conical) single profile (convex, concave radii)	External cylindrical, surface and centerless grinding, individual to large-scale production
	Dressing plates with MKD rods 	Linear (cylindrical, conical) single profile (convex, concave radii)	External cylindrical, internal cylindrical, surface and centreless grinding, individual to large-scale production




Common errors when dressing:

- Return strokes with the dressing tool smooth the grinding wheel surface and reduce the cutting ability.
- The free clamping length of the dresser is too large. Vibrations arise and the grinding wheel surface becomes irregular. This topography is reproduced on the workpiece in the subsequent grinding process.
- The dressing infeed selected ($a_e > 0.03 \text{ mm}$) is too high. This results in fracture of the bond bridges in the grinding wheel and the grains break out prematurely. The consequences are: a rough workpiece surface and increased dressing tool wear.
- The cooling system is switched on too late: high temperatures lead to thermal deterioration and high wear. Remedy: the cooling system must be switched on before the first contact with the dressing tool.
- Strongly rounded single-grain diamonds permanently alter the dressing results and the cutting ability of the wheel is consequently reduced.

Diamond size (carat) in relation to grinding wheel dimensions





Interrelationship: surface roughness / grit size

The table below will help you select the right grit size to achieve the surface roughness result required. Variable process parameters (e.g. the dressing method) have a significant effect as to which surface roughness can be achieved with a grit size. Therefore, the table below also lists the surface areas / grit size.

You should take into account that large grit sizes remove slivers (material) more simply. It is not necessary to select the finest for each initial selection of the grit size.

Interrelationship: surface roughness / grit size										
Surface		Grit size								
micro inch CLA	µm Ra	36	46	60	80	100	120	150	180	220
42	1.1	*								
32	0.8	*	*							
26	0.7		*							
21	0.5		*	*						
16	0.4			*						
14	0.35			*	*					
11	0.25				*					
8	0.2				*	*				
7	0.17					*				
6	0.14					*	*			
5	0.12						*	*		
4	0.1							*	*	
3	0.08								*	*
2	0.05									*

Interrelationship: profile radius / grit size

The table below provides an overview of which grit size can achieve a minimum profile radius. As a standard value, it can be assumed that three abrasive grains are required to maintain a minimum profile radius. To achieve a profile radius of 0.3 mm, an approximate grit size diameter of 0.1 mm is required.

Interrelationship: profile radius / grit size										
Grit size		36	46	60	80	100	120	150	180	220
Min. profile Radius	mm	1	0.8	0.6	0.45	0.3	0.2	0.15	0.12	0.1
	inches	0.04	0.03	0.03	0.02	0.1	0.01	0.01	0.01	0.00



Safety when grinding

Examples of identifying wheel orientation

The following play an equal part when it comes to safety when grinding

- Machine manufacturer
- grinding wheel producer and
- User

Grinding wheels are subject to a high load during the grinding process. This is why

- Grinding machines
- Grinding wheels
- Handling and application

must be optimally harmonised to ensure safe grinding. For the grinding machines, it is generally important to observe the machine conditions and the stipulation of the machine guard.

Whereas the manufacturer implements the safety measures in line with regulations in relation to the grinding machine and grinding wheels, the user is responsible for safety when grinding through the use of the grinding machine for its intended purpose, as well as through correct handling and application of the grinding wheels.

The following must be observed:

- Checking of grinding wheels on delivery
- Handling and storage of grinding wheels
- Labelling, synchronisation with machine data
- Checking of grinding wheels prior to clamping
- Clamping methods for grinding wheels
- Test run of grinding wheels prior to start-up
- Eye protection and protective clothing

(Also see FEPA Safety Code)

Checking of grinding wheels on delivery

Checking packaging on delivery. If damage is visible on the packaging, the grinding wheel should be checked particularly thoroughly for any possible transport damage.

TYROLIT QUALITY MANAGEMENT SYSTEM

The TYROLIT quality management system has been certified to ISO 9001:2000 for the entire production area by an external authorised body. Production is carried out in accordance with European standards:

- EN12413 for grinding wheels made of bonded abrasives
- EN13236 for grinding wheels made of diamond and boron nitride

Due to the fact, that in the approval principles, very high demands on the grinding tools are specified via defined safety parameters, TYROLIT supplies all grinding tools in accordance with these principles. In this way, we guarantee a consistently high level of safety, even in deliveries to countries without official approval requirements.



Storage of the grinding wheels

Grinding wheels are to be stored in suitable racks or containers so that they are not damaged and so that it is easily possible to remove wheels without disturbing the storage setup. Older stock should be used first.

During storage, the following must be noted:

- Store the grinding wheels in a dry, rust-free condition
- Do not expose grinding wheels to large temperature fluctuations

Storage for different types of grinding wheel:

- Store cut-off wheels on a level underlay without intermediate layers, and weight them down with a steel or cast metal plate
- Store large straight grinding wheels in an upright position and make sure they cannot roll away
- Stack cylinder wheels, cylindrical grinding discs and grinding plates using soft intermediate layers
- Stack grinding discs, shape 11, in each case faces or bases together
- Store small grinding wheels in suitable containers



Identification of the grinding wheels

The purpose of the identification is to give persons, in particular those who carry out the mounting of the grinding wheels, information for safe use and proper application.

Grinding wheels may only be used if they are identified with the following minimum information:

- Manufacturer
- Dimensions of grinding wheel
- Material (at least the type of bond)
- Maximum permissible RPM of new grinding wheel
- Maximum operating speed in m/s.

The user is obliged to match the machine speed to the maximum permissible speed given in the identification.

Additional identification markings are as follows:

- Colour strips – they are assigned to certain maximum operating speeds:
 - blue 50 m/s
 - yellow 63 m/s
 - red 80 m/s
 - green 100 m/s
 - blue with yellow 125 m/s
- Use restrictions – they are assigned to certain grinding processes and application methods.



Checking of ceramic and resin-bonded conventional grinding wheels before clamping

Each time before clamping, the grinding wheels must be cleaned and checked for damage by means of a visual inspection.

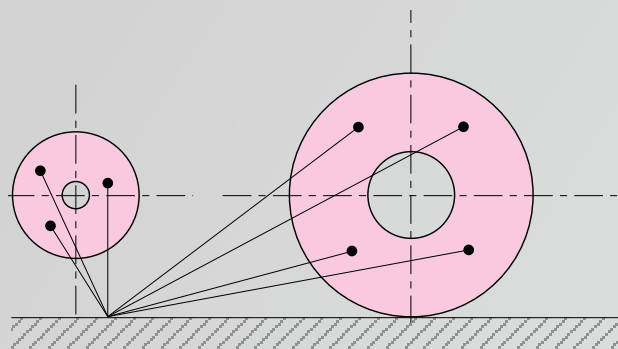
The ring test should be repeated. Damaged grinding wheels must not be clamped.

For the ring test, lightweight grinding wheels are pushed onto a mandrel or shaft; heavy grinding wheels are placed on a firm floor.

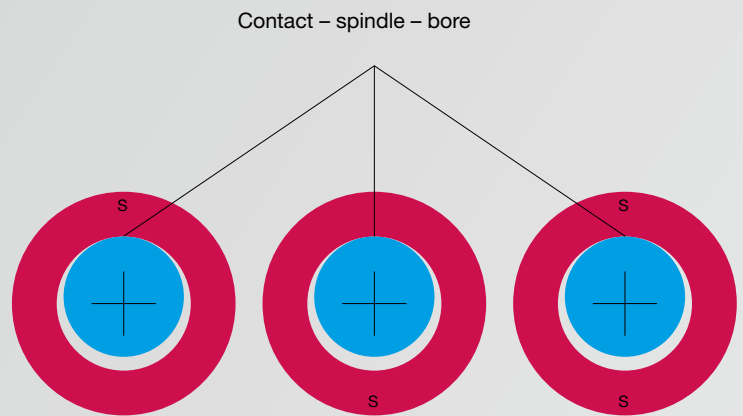
The grinding wheel is tapped with a non-metal object at several points.

An undamaged grinding wheel gives a clear ring, while a damaged one gives a dull or clanking sound.


All contact surfaces on grinding wheels, intermediate layers and wheel flanges must be level (flat) and be free from foreign bodies. Foreign particles between grinding wheels and wheel flanges create pressure points and stresses, which can lead to breakage of the grinding wheel.



Examples of tapping points during the sound test



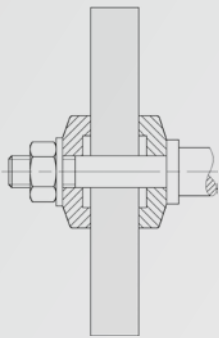
Examples of identifying wheel orientation



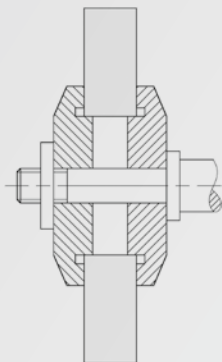
Clamping methods for grinding wheels

The clamping of the grinding wheels must be carried out and supervised by a qualified person. Depending on the type of machine and grinding method, as well as the grinding wheel shape, a distinction can be made between the following clamping methods:

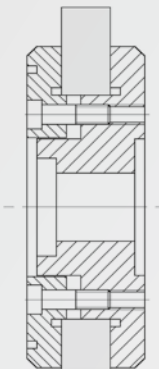
- Mounting in the central bore using wheel flanges
- Mounting using embedded fixing elements
- Mounting using support plates
- Mounting using clamping head



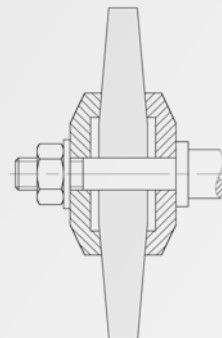
Recessed wheel flange



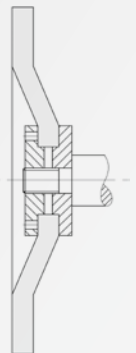
Stepped flange



Locating flange



Tapered wheel flange



Straight wheel flange

Mounting in the central bore using wheel flanges

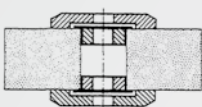
A distinction should be made between the following wheel flange types for central bores:

- Recessed wheel flange
- Straight wheel flanges for portable grinding machines
- Special flanges
- Stepped flanges
- Locating flanges
- Tapered wheel flanges


The purpose of the wheel flanges is to transfer drive forces. They must therefore be in such a condition that there is no deformation of the wheel flange during clamping.

The contact surfaces must be level (flat) and must not show any burring, and the run-out of the grinding wheel must be safeguarded.

Only wheel flanges that have the same external diameter and the same shape on both sides may be used. They must be recessed so that only a ring-shaped area of the wheel flange is on the surface.

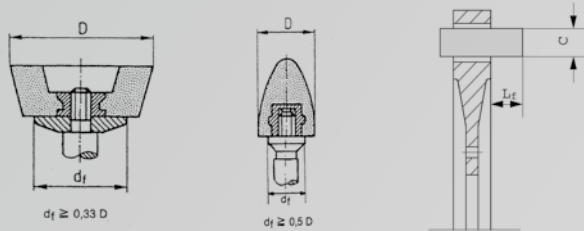


Example of the correct way to use reducing rings



CLAMPING USING EMBEDDED FIXING ELEMENTS

The grinding wheels are fixed using embedded fixing elements on the grinding machine.



Figure, left: Clamping of taper cup wheels with a thread insert

Figure, centre: Clamping of a grinding cone, shape 16, with a thread insert

Figure, right: Clamping of grinding segments in clamping heads $L_f = 1.5 C$

Examples of this are the clamping of cylindrical and taper cup wheels, or the fixing of mounted points with embedded steel shafts in collets on portable grinding machines.

CLAMPING OF GRINDING WHEELS ON SUPPORT PLATES

The grinding wheels are either cemented to the support plates or held captive using the inserted nuts.

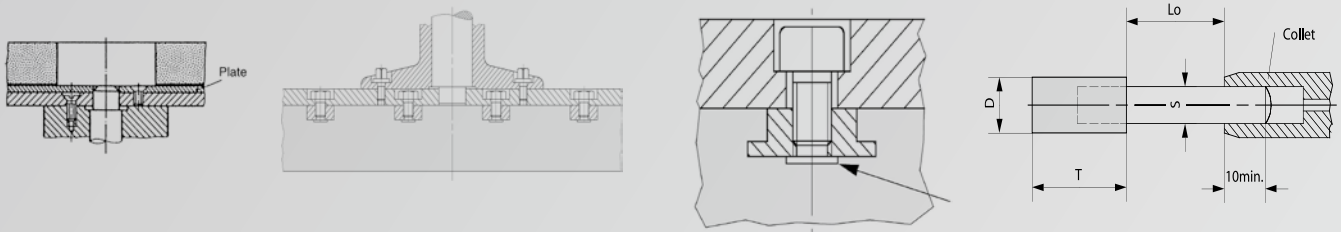


Figure 1

Figure 2

Figure 3

Figure 4

Fig. 1: Grinding wheel, cemented

Fig. 2: Grinding wheel with inserted nuts

Fig. 3: Correct bolt connection, bolt end must not touch the base of the grinding wheel

Fig. 4: Clamping of mounted points

CLAMPING OF GRINDING SEGMENTS IN CLAMPING HEADS

Grinding segments are clamped to one grinding unit (segment head) in clamping heads.

On the contact surfaces between the grinding segments and the clamping pieces, adhesive strips can be placed on the grinding segments to avoid stresses in the grinding segments.



Test run prior to start-up

Every standard grinding wheel (D greater than 80 mm) must undergo a test run at maximum operating speed before being used for the first time and after every re-mounting.

The duration of a test run for grinding wheels is:

- └ on portable grinding machines 1/2 minute
- └ on all other grinding machines 1 minute

The test run may only be carried out once the danger zone has been secured and – if the grinding wheel must be used with a guard – this is in place and secure. The grinding wheel can only be used for the intended work once the test run has been passed without problem.

Eye protection and protective clothing

All grinding tasks where persons are at risk from flying particles (from grinding wheels or workpieces) must only be carried out using eye protection (protective goggles) and when necessary, other protective clothing (e.g. leather apron and leather gloves).

Summary

The most important points for safe use of grinding wheels are summarised again below:

- └ Adjustment of the machine data to the identification data
- └ Checking of grinding wheels prior to mounting
- └ Mounting carried out by qualified persons
- └ Checking of the functionality of the machine guard
- └ Test run of grinding wheels prior to grinding work
- └ Personal safety




Example of the use of protective tape on resin-bonded wheels



Safety

DOs


- Handle and store grinding tools carefully; use the oldest tools first.
- Prior to mounting or use, grinding wheels must be cleaned and undergo a visual check for cracks or possible damage.
- Ceramic bonded grinding tools must undergo a sound check or "ring test" before mounting.
- Make sure that the speed of the machine (RPM) does not exceed the maximum operating speed specified on the packaging or on the abrasive.
- Ensure that the bore of the grinding tool — with or without thread — fits the shaft of the machine perfectly; and that the wheel flanges are clean, flat, the same size and suitable for the grinding tool to be clamped.
- Use as intended or supplied, intermediate layers (blotters) between the grinding wheel and wheel flanges.
- Only use machines with protection/guards and ensure their proper condition and fixture before the machine is switched on.
- After each mounting, carry out a test run for at least one minute at the operating speed and ensure protection hood is mounted correctly. In doing so, ensure that any fragments would not be able to hit you or someone else in the event of a possible breakage.
- Eye protection is always recommended for all grinding processes. For off-hand grinding, protective goggles or a safety mask is recommended.
- When working with cut-off or roughing wheels, ensure that the air supply and protective measures correspond with the material to be processed. Suitable extraction systems should be fitted for all dry grinding processes.
- Only use machines that are also suitable for grinding tools with hub.
- Before stopping the machine, cut off the supply of cooling lubricant and remove the excess cooling lubricant from the grinding wheel.



Safety

DON'Ts

- Do not use abrasives that are exposed to particularly humid/wet conditions or high temperatures prior to mounting.
- Never use abrasives that have been dropped, damaged or that look like they would not be fit for purpose.
- Never exceed the maximum permissible operating speed specified.
- Do not use wheel flanges with surfaces that are not free of foreign bodies (e. g. grinding swarf), flat or burr-free.
- Do not tighten the clamping device or wheel flange too much.
- Do not use recessed wheel flanges or flanges with recesses for grinding discs or cones.
- Never use force when clamping and do not make any changes to the grinding tool.
- Only use a one-way adapters (hubs) once.
- Only switch on the machine when the guard is correctly and securely fixed (guard or covers should be set in such a way that they divert sparks and grinding particles away from the body).
- Only start the machine if there is no contact between the workpiece and the grinding tool.
- Never work with grinding tools without sufficient air supply (never without breathing apparatus and ear protection, particularly in enclosed spaces) and without personal safety equipment (see pictogram).
- Use a suitable grinding tool – an unsuitable product can create excessive grinding particles and dust.
- Avoid mechanical damage to the grinding wheel as a result of force effects, jolting or heating.
- Never use grinding machines in an improper condition or that contain faulty components.
- Do not use cut-off wheels for grinding work (do not exert a lateral load on any cut-off wheels of shape 41 or 42).
- Never mount more than one grinding tool on one shaft.



Speed recommendations

Rotational speeds and peripheral speeds depending on the external diameter $\varnothing = D$ of the grinding wheels.

Rotations n per minute min ⁻¹ depends on external diameter D of grinding wheel and the maximum operating speed V _s												
D in mm	Maximum operating speed V _s in m/s											
	16	20	25	32	35	40	50	63	80	100	125	
3												
4	75.300	95.400										
5	61.100	76.300	95.400									
6	50.900	63.600	79.500									
8	38.100	47.700	59.600	76.300	83.500	95.400						
10	30.500	38.100	47.700	61.100	66.800	76.300	95.400					
13	23.500	29.300	36.700	47.000	51.400	58.700	73.400	92.500				
16	19.000	23.800	29.800	38.100	41.700	47.700	59.600	75.200	95.400			
20	15.200	19.000	23.800	30.500	33.400	38.100	47.700	60.100	76.300	95.400		
25	12.200	15.200	19.000	24.400	26.700	30.500	38.100	48.100	61.100	76.300	95.400	
32	9.540	11.900	14.900	19.000	20.800	23.800	29.800	37.600	47.700	59.600	74.600	
35	8.730	10.900	13.600	17.400	19.000	21.800	27.200	34.300	43.600	54.400	68.200	
40	7.630	9.540	11.900	15.200	16.700	19.000	23.800	30.000	38.100	47.700	59.600	
50	6.110	7.630	9.540	12.200	13.300	15.200	19.000	24.000	30.500	38.100	47.700	
63	4.850	6.060	7.570	9.700	10.600	12.100	15.100	10.000	24.200	30.300	37.800	
80	3.810	4.770	5.960	7.630	8.350	9.540	11.900	15.000	19.000	23.800	29.800	
100	3.050	3.810	4.770	6.110	6.680	7.630	9.540	12.000	15.200	19.000	23.800	
115	2.650	3.320	4.150	5.310	5.810	6.640	8.300	10.400	13.200	16.600	20.700	
125	2.440	3.050	3.810	4.880	5.340	6.110	7.630	9.620	12.200	15.200	19.000	
150	2.030	2.540	3.180	4.070	4.450	5.090	6.360	8.020	10.100	12.700	15.900	
175	1.740	2.180	2.720	3.490	3.810	4.360	5.450	6.870	8.730	10.900	13.600	
180	1.690	2.120	2.650	3.390	3.710	4.240	5.300	6.680	8.480	10.600	13.200	
200	1.520	1.900	2.380	3.050	3.340	3.810	4.770	6.010	7.630	9.540	11.900	
225	1.350	1.690	2.120	2.710	2.970	3.390	4.240	5.340	6.790	8.480	10.600	
230	1.320	1.660	2.070	2.650	2.900	3.320	4.150	5.230	6.640	8.300	10.300	
250	1.220	1.520	1.900	2.440	2.670	3.050	3.810	4.810	6.110	7.630	9.540	
300	1.010	1.270	1.590	2.030	2.220	2.540	3.180	4.010	5.090	6.360	7.950	
350	870	1.090	1.360	1.740	1.900	2.180	2.720	3.430	4.360	5.450	6.820	
400	760	950	1.190	1.520	1.670	1.900	2.380	3.000	3.810	4.770	5.960	
450	670	840	1.060	1.350	1.480	1.690	2.120	2.670	3.390	4.240	5.300	
500	610	760	950	1.220	1.330	1.520	1.900	2.400	3.050	3.810	4.770	
600	500	630	790	1.010	1.110	1.270	1.590	2.000	2.540	3.180	3.970	
700	430	540	680	870	950	1.090	1.360	1.710	2.180	2.720	3.410	
750	400	500	630	810	890	1.010	1.270	1.600	2.030	2.540	3.180	
800	380	470	590	760	830	950	1.190	1.500	1.900	2.380	2.980	
900	330	420	530	670	740	840	1.060	1.330	1.690	2.120	2.650	
1000	300	380	470	610	660	760	950	1.200	1.520	1.900	2.380	
1060	280	360	450	570	630	720	900	1.130	1.440	1.800	2.250	
1250	250	310	390	500	550	630	790	1.000	1.270	1.590	1.980	
1500	200	250	310	400	440	500	630	800	1.010	1.270	1.590	

Precision data sheet			Attachment by: On:	
Customer	ATDB no.		Country:	
	Target group:		Product family:	
	Item requirement:			
	Customer: *		Classification:	
	Department:		Customer no.	
	Contact:		Tel. / Fax	
Customer	Shape: *		1 set = item:	
	Dimensions (mm): *			
	Dimensions (mm):		Tolerance:	
	Specification:			
	Manufacturer:		Current price:	
	Vs max. (m/s) *		Quantity required:	
Customer	Grinding process:			
	Machine manufacturer:			
	Vs (m/s):			
	Cooling lubricant:			
	Dressing tool:			
	Dressing cycle:		Dressing amount:	
Workpiece	Workpiece: *		Dimensions (mm): *	
	Material group: *		Stock (to be removed) (mm):	
	Condition: *		Hardness: *	
Aim	Surface roughness:		Contact time:	
	Lifetime:			
	Additional:			
Probe	Specification:			
	Specification:			
	Specification:			
Info			Drawing:	
Distributor:				

* COMPULSORY fields are marked in grey

TYPE INDEX

TYPE NO.	PAGE	TYPE NO.	PAGE	TYPE NO.	PAGE	TYPE NO.	PAGE	TYPE NO.	PAGE
153	116	587	47	2529	56	6315	47	15842	53
456	48	603	45	2536	54	6316	47	15885	47
457	48	607	45	2540	59	6317	47	16022	55
461	48	610	45	2658	56	6318	47	16577	54
462	48	614	46	2661	59	6321	46	16587	94
469	48	616	46	2680	56	6322	46	16615	55
479	48	629	45	2693	53	6324	46	17256	61
481	48	632	45	2697	54	6335	50	18825	62
485	48	633	45	2699	54	6341	44	19040	75
486	48	637	45	2751	56	6710	108	19117	62
501	45	640	47	2753	56	6718	108	19220	83
504	45	642	47	2758	53	7035	113	19220	83
505	45	644	47	2762	54	7133	59	19435	59
510	45	645	47	2905	56	7186	59	19659	77
511	45	656	46	2916	55	7203	59	20311	48
512	45	657	46	2956	56	7204	59	20313	48
516	45	660	46	2962	53	7205	53	20332	47
518	45	664	46	2973	55	7210	55	20450	49
519	45	666	46	3020	55	7318	62	22257	59
523	45	671	46	3070	62	7328	62	22411	59
525	45	674	46	3077	62	7348	56	24299	76
531	45	691	46	3085	62	7362	59	25473	14
533	45	693	46	3091	62	7374	55	25590	107
534	45	696	46	3092	62	8641	75	27420	26
536	45	698	46	3132	56	8749	21	28162	83
540	45	728	44	3135	56	8804	48	28465	47
542	45	729	44	3142	55	8807	45	28466	48
547	43	732	44	3144	55	8808	45	28467	48
548	43	733	44	3145	55	8833	107	28549	62
549	43	738	44	3186	56	9009	116	28584	57
550	43	739	44	3206	56	9017	47	28869	48
551	43	741	44	3208	57	9293	62	29382	48
552	43	742	44	3210	56	9398	77	30271	23
554	43	746	44	3217	53	9572	53	30806	71
555	43	747	44	3220	55	9627	75	30840	55
556	43	749	44	3222	55	9651	57	31009	77
557	43	752	44	3424	62	9652	57	31675	76
558	43	754	44	3474	53	9653	56	31694	53
559	43	758	44	3538	53	9833	77	32765	59
560	43	760	44	3545	55	10016	59	32963	20
561	43	761	44	4917	76	10265	62	32965	20
562	43	763	44	4924	76	10845	26	32981	54
563	43	767	44	5028	82	11182	57	33249	62
564	43	768	44	5843	75	12695	24	33435	55
566	43	769	44	5886	75	12696	24	33502	20
576	47	1197	107	5887	75	12950	20	33531	117
577	47	1211	107	5889	75	12970	108	34480	71
578	47	1254	108	6216	116	13695	107	34924	75
579	47	1870	50	6309	47	15321	117	34937	39
583	47	1872	50	6310	47	15685	107	34983	53
584	47	1873	50	6313	45	15839	53	35090	94
586	47	1874	50	6314	47			35677	50

TYPE INDEX

TYPE NO.	PAGE	TYPE NO.	PAGE	TYPE NO.	PAGE	TYPE NO.	PAGE	TYPE NO.	PAGE
35917	107	70092	76	108479	76	147626	54	215813	84
36576	15	70128	75	108728	99	147652	54	215986	19
36579	24	70954	13	108728	109	147656	54	216066	14
36579	26	71212	59	109336	21	147698	54	216068	14
38012	83	71665	13	110032	53	147701	54	216789	77
39110	107	72045	57	110554	62	148132	99	217976	80
39540	55	73385	107	110964	24	148132	109	220394	108
39594	107	73667	55	111434	119	148656	31	223516	107
39867	13	74492	117	111436	119	150402	63	223733	63
39869	13	74493	117	111799	55	150403	63	226295	61
42216	14	74497	117	112055	117	154428	56	226679	63
42808	107	75079	57	114648	25	157800	99	226680	63
42809	108	75306	107	116708	53	157800	109	226682	63
43017	39	75669	87	117241	19	159000	61	227165	107
43311	116	75679	88	117871	117	161678	63	228481	22
43588	83	75685	88	119325	81	162057	22	228819	20
44866	14	75803	75	119385	13	162874	63	229899	33
45701	20	75915	117	119392	13	163110	31	230691	108
46198	82	77824	75	119395	99	164485	99	231513	20
46633	107	78379	55	119395	109	164485	108	232665	25
47005	61	78847	75	122989	75	165940	106	232678	25
47009	61	79664	49	122991	21	167205	106	232811	37
47010	61	79957	107	122996	55	167207	106	233756	101
47636	107	83827	81	122997	55	167215	106	233757	101
49273	75	84809	75	123064	21	167226	106	233759	101
49680	57	85536	22	123222	62	167333	106	233760	101
50184	55	86734	84	123633	56	167334	106	233762	101
50845	62	88461	107	123688	61	167336	106	233768	101
51494	62	90998	83	123716	63	167339	106	233771	101
52223	53	91350	75	124644	80	167351	106	233773	101
54119	75	91441	75	126245	75	170606	14	233774	101
54820	75	91963	51	126665	55	170608	14	233776	101
55282	39	92284	24	126781	117	172352	63	233777	101
55375	62	94720	25	127356	39	173085	88	233778	101
56155	56	95717	51	127554	55	175220	49	234387	35
56484	19	96205	108	129550	55	176979	25	234390	35
57038	23	96235	20	131991	75	179959	63	234391	35
58158	107	96821	113	132297	117	180994	23	235260	21
58964	57	97868	84	136535	51	184247	55	235261	21
59861	57	99864	55	139155	75	185988	47	235262	21
60572	108	100660	99	140088	19	186109	47	235264	21
61571	20	100660	109	146630	55	186445	75	237227	63
62874	108	101000	99	146640	49	194540	83	241857	63
63195	76	101000	109	146644	57	195112	116	244477	63
63824	21	102804	71	146906	57	197044	24	248826	22
64598	19	102902	84	146910	54	202159	107	249717	82
66141	14	103622	48	146965	54	202294	14	250491	113
67472	21	103851	57	147574	54	203176	76	251584	117
68134	53	103872	55	147600	54	205822	108	255835	84
68340	55	104376	83	147601	54	210314	75	259325	23
69502	80	107050	62	147614	54	212627	23	260141	20

TYPE INDEX

TYPE NO.	PAGE	TYPE NO.	PAGE	TYPE NO.	PAGE	TYPE NO.	PAGE	TYPE NO.	PAGE
263506	57	331135	68	405549	65	462829	67	477352	40
265130	21	331500	76	407610	55	462889	66	477356	40
267138	63	331692	19	408972	96	462891	66	477358	40
278979	99	331997	114	413027	113	462898	66	477360	40
278979	109	332459	119	413774	55	462911	70	477403	39
280358	24	332479	119	416671	84	462914	70	477406	39
281719	54	332480	119	436472	84	462916	70	477407	39
282079	107	333180	56	436484	80	462918	70	477409	39
282110	107	333396	23	437634	62	462924	70	477411	39
282111	107	334166	76	438088	75	462926	71	477412	39
282113	108	335803	82	441301	61	462928	70	477413	39
282114	108	337051	80	441302	61	462932	70	477414	39
286864	67	337183	31	441342	22	462937	70	477416	39
290670	15	338237	76	441348	22	462939	71	477418	39
291120	62	339583	111	441350	22	462943	71	477422	51
291603	83	344194	23	441351	22	462949	83	477430	51
292129	61	344195	23	441352	24	463026	65	477724	116
293034	14	351654	72	441399	19	463068	81	477726	116
293789	15	351767	116	441401	19	463137	71	477746	115
293798	37	351901	19	441403	19	464290	117	477749	115
293802	24	357223	90	443944	113	467422	39	477753	115
293865	25	357751	19	445055	35	467466	20	477755	115
293867	25	359223	23	446432	114	468751	33	477760	115
294602	23	359403	25	446453	114	469614	33	477837	114
295600	19	361668	23	448482	113	469619	33	480500	84
299109	99	362775	49	448603	62	469827	19	482702	65
299109	109	363249	114	449559	54	470272	91	485142	17
302416	19	363993	90	450328	57	471114	55	485142	29
305234	23	364685	77	451151	75	471747	63	485430	14
305260	23	365327	17	454693	70	473086	17	485953	63
305269	23	365327	29	455038	75	473086	29	487467	63
305279	23	365824	75	455124	62	473304	113	487597	22
305281	23	365997	19	460744	105	474444	96	490222	62
305285	23	366816	17	460976	117	474527	102	490259	96
306283	22	366816	29	461239	62	474531	102	491888	72
307001	23	369110	64	461733	33	474532	102	493199	108
311250	83	369514	21	462503	66	474533	102	493780	21
311791	22	373520	108	462514	66	474534	102	494254	23
311922	23	377415	55	462630	64	474535	102	494259	15
313127	114	379577	64	462630	64	474564	68	494271	15
313466	114	379577	66	462631	64	475960	114	494274	24
313636	63	384481	39	462631	64	476380	23	494701	99
314990	23	387531	67	462654	65	476545	63	494701	108
315877	114	389569	67	462658	68	476859	115	494874	22
316272	114	390582	67	462673	91	477254	116	494983	87
316286	114	390970	90	462756	66	477283	51	494985	87
317532	99	391718	117	462757	67	477289	51	495020	90
317532	109	394560	17	462760	64	477335	40	495027	88
319980	40	394560	29	462766	64	477342	40	495038	89
320369	59	395773	117	462788	64	477346	40	495044	91
328027	68	401616	72	462794	68	477349	40	495046	88

TYPE INDEX

TYPE NO.	PAGE	TYPE NO.	PAGE	TYPE NO.	PAGE	TYPE NO.	PAGE	TYPE NO.	PAGE
495058	89	591103	107	647377	105	664406	22	664585	14
498229	76	591104	107	647389	105	664407	22	664587	14
498402	19	591680	107	647684	105	664409	22	664588	14
498701	19	593711	24	647685	105	664410	22	664621	33
501861	50	593712	20	649692	80	664412	22	664622	33
502437	50	594357	107	649723	79	664419	22	664623	22
502457	50	594360	107	655529	107	664420	22	664626	20
508495	17	594362	107	655864	13	664423	22	664628	33
508495	29	596269	107	655869	13	664426	23	664632	20
512393	25	596520	107	655875	13	664447	26	664633	33
516594	53	596597	56	655876	13	664451	24	664640	33
523430	14	596848	106	655916	14	664452	24	664642	20
523435	14	597041	106	655918	14	664453	24	664643	20
523437	14	597383	106	655919	14	664455	24	664645	21
524016	19	599666	108	655921	14	664456	24	664646	21
524159	22	600134	53	655927	14	664459	24	664647	21
525686	62	603284	99	655929	14	664463	24	664648	21
527875	63	603284	109	655935	14	664465	24	664654	33
529392	107	607744	107	655938	14	664474	24	664655	33
532510	90	608080	62	655957	15	664476	24	664656	21
532514	90	611499	114	655958	15	664477	24	664657	21
532529	90	617388	79	656023	15	664478	20	664658	21
532540	90	619701	113	656025	15	664485	25	664666	36
532564	87	619872	71	657665	26	664490	25	664668	36
532571	88	620118	13	657667	25	664493	25	664669	36
534539	55	620464	79	657669	24	664497	25	664670	36
543615	55	630054	23	658122	21	664498	25	664672	36
548613	20	631057	76	662236	95	664504	25	664673	37
548815	53	632932	65	662430	107	664506	21	664675	37
549002	108	635305	22	662442	111	664530	27	664677	37
554635	23	636398	79	664048	55	664531	27	664679	37
556715	96	636658	79	664052	54	664535	27	664683	36
557153	20	640777	79	664185	56	664536	27	664684	36
561390	82	640978	82	664256	53	664544	19	664685	36
561391	79	641286	21	664261	53	664545	19	664686	36
563191	35	641839	80	664383	22	664546	19	664689	36
563857	64	641842	80	664383	26	664548	19	664692	36
566308	19	641854	79	664384	22	664549	19	664693	37
566387	25	644514	79	664384	26	664552	19	664694	37
568265	75	644532	79	664389	22	664558	19	664695	37
572731	96	646778	80	664390	22	664561	14	664696	37
572741	96	647216	105	664391	22	664563	19	664697	37
576021	82	647218	105	664393	22	664564	14	664699	35
577274	23	647224	105	664394	22	664566	19	664704	35
577953	117	647229	105	664396	22	664571	14	664706	35
578936	65	647232	105	664397	23	664573	14	664708	35
580905	65	647252	105	664397	26	664574	20	664711	35
587026	75	647256	105	664398	23	664575	14	664712	35
590433	71	647258	105	664401	22	664578	14	664715	35
590725	23	647259	105	664402	22	664583	14	664716	35
591080	107	647260	105	664405	22	664584	20	664717	35

TYPE INDEX

TYPE NO.	PAGE	TYPE NO.	PAGE	TYPE NO.	PAGE	TYPE NO.	PAGE	TYPE NO.	PAGE
664719	35	666530	19	681915	82	742939	95	804963	61
664721	35	666532	19	682527	95	747511	37	804964	61
664722	35	666533	19	682529	95	747516	37	804976	61
664728	37	667182	61	682530	95	747519	37	804979	61
664737	37	667841	119	683963	95	747522	37	804983	62
664738	37	667930	88	684827	95	747526	37	804986	62
664742	37	667995	99	685346	95	747530	37	804993	61
664744	37	667995	109	685975	95	749042	23	805000	61
664746	37	669109	59	686906	95	749043	23	805007	62
664749	37	669110	59	688752	31	751424	93	805008	62
664757	37	675264	53	689930	83	759826	93	805015	62
664759	37	675272	82	690233	15	762445	62	805017	62
664760	37	675283	107	690784	14	763854	93	805018	62
664761	37	675309	82	690785	13	764468	54	805019	62
664764	37	675318	82	694995	95	769871	94	807005	35
664766	37	675436	95	695084	95	771146	94	807013	35
664767	37	676589	82	696324	83	771148	94	819893	57
664768	36	678953	94	700297	95	772440	93	820013	64
664771	36	678953	117	701439	102	772442	93	820958	55
664772	36	679634	82	701515	102	772443	93	822622	57
664777	36	679671	84	701518	102	772444	93	822623	57
664780	36	679931	95	702678	95	772446	93	822624	57
664783	36	679936	95	703242	79	772447	93	826839	55
664785	36	679938	95	706631	56	772448	93	831179	55
664787	36	679939	95	709899	33	772453	93	834839	108
664791	36	679940	95	711619	95	772455	93	837436	56
664792	36	679942	95	711866	95	772458	93	840506	79
664793	36	679945	95	712482	95	772461	93	841086	55
664794	36	679946	82	712490	75	772462	93	842923	84
664795	36	679947	95	713071	23	772465	93	845593	117
664796	36	679948	95	713537	13	775476	72	845594	117
665019	40	679949	95	718361	53	779789	83	845595	117
665040	64	679951	95	719904	62	781647	36	848480	85
665141	90	679952	95	719906	62	781649	36	848657	56
665142	91	679953	95	719918	63	781702	53	849597	19
665143	91	680097	96	719922	62	786852	113	850504	20
665267	19	680098	96	720012	63	786952	40	853353	54
665269	19	680099	96	721301	82	786953	40	853680	115
665278	21	680100	96	721303	82	786986	40	853704	115
665281	21	680102	96	721319	83	788700	99	855818	101
665282	19	680104	96	723117	55	788700	108	856232	114
665285	21	680107	96	723118	55	790783	85	858531	99
665287	21	680110	96	724476	95	790784	85	858531	109
665294	19	680112	96	731387	84	793077	105	861009	56
665295	19	680114	96	731399	84	793338	19	863284	108
665296	19	680115	96	733646	23	795621	35	867598	55
665297	20	680116	96	735896	81	798715	75	867603	61
665983	71	680118	96	737812	53	802276	59	867805	85
666137	80	680120	96	740382	93	803992	19	872497	56
666288	79	680123	96	740383	93	804945	61	872688	17
666529	19	680124	96	740908	63	804957	61	872688	29

TYPE INDEX

TYPE NO.	PAGE
872702	17
872702	29
874510	17
874510	29
876590	31
876591	31
876610	31
876611	31
876613	31
876616	31
876618	31
876619	31
877158	17
877158	29
879608	57
881114	13
885972	17
885972	29
886902	117
889228	13
897024	91
897485	17
897485	29
901252	61
901254	61
901256	61
901258	61
906946	87
906947	87
906950	87
906951	87
906954	87
907436	17
907436	29
911408	119
914284	17
914284	29
914288	17
914288	29
914293	17
914293	29
914301	17
914301	29
917288	72
918448	55
922647	61
922857	61
922860	61
924298	17
924298	29
929018	101

TYPE NO.	PAGE
929020	101
929887	101
929889	101
932780	117
935730	61
936929	19
946904	61
34015955	64
34020398	72
34039198	97
34039199	97
34040293	33
34044248	97
34045604	113
34046758	54
34046759	54
34046763	54
34046764	54
34046765	54
34046770	54
34046772	54
34046781	54
34046785	54
34046786	54
34046788	54
34046791	55
34046794	55
34048027	75
34048152	75
34056064	97
34057995	116
34062640	23
34065402	97
34065405	97
34065409	97
34065410	97
34065415	97
34074250	22
34074261	23
34074262	23
34074549	23
34074562	22
34162514	23
34162515	23
34163206	113
34165304	56
34165307	57
34172112	13
34172113	13
34172115	14
34172349	40

TYPE NO.	PAGE
34172978	114
34172980	114
34173161	114

TYROLIT SCHLEIFMITTELWERKE SWAROVSKI K.G.

Swarovskistraße 33 | 6130 Schwaz | Austria
Tel +43 5242 606-0 | Fax +43 5242 63398

TYROLIT LTD

Eldon Close | Crick | Northants | NN6 7UD
Tel 0845 6868200 | Fax 01788 823089

Our worldwide subsidiary companies can be found
on our website at www.tyrolit.com



Follow us on Facebook
facebook.com/TYROLIT